



East Woods Intermediate School

Grades 3-5
Fall 2021



Report created by
Panorama Education



Summary

Topic Description	Results	Comparison
<p>Challenging Feelings</p> <p>How frequently students feel challenging emotions, with higher scores indicating less frequent challenging emotions.</p>	<p>66%</p> <p>▲1 since last survey</p>	<p>66% Hudson City School District</p>
<p>Emotion Regulation</p> <p>How well students regulate their emotions.</p>	<p>42%</p> <p>▼4 since last survey</p>	<p>42% Hudson City School District</p>
<p>Growth Mindset</p> <p>Student perceptions of whether they have the potential to change those factors that are central to their performance in school.</p>	<p>55%</p> <p>▲1 since last survey</p>	<p>55% Hudson City School District</p>
<p>Positive Feelings</p> <p>How frequently students feel positive emotions.</p>	<p>72%</p> <p>▼5 since last survey</p>	<p>72% Hudson City School District</p>
<p>Social Awareness</p> <p>How well students consider the perspectives of others and empathize with them.</p>	<p>70%</p> <p>▼2 since last survey</p>	<p>70% Hudson City School District</p>
<p>Supportive Relationships</p> <p>How supported students feel through their relationships with friends, family, and adults at school.</p>	<p>91%</p> <p>▼1 since last survey</p>	<p>91% Hudson City School District</p>

779 responses

Challenging Feelings

Your average

66%

779 responses

Change

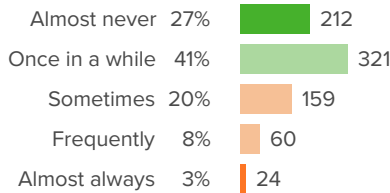
▲ 1

since last survey

District average: **66%** Hudson City School District

How did people respond?

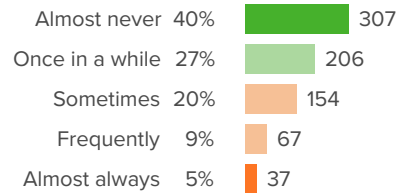
Q.1: During the past week, how often did you feel mad?



▲ **4** from last survey

Favorable: **69%**

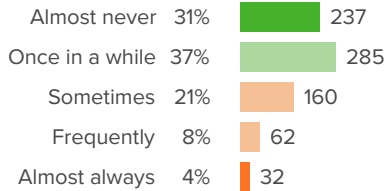
Q.2: During the past week, how often did you feel lonely?



▼ **1** from last survey

Favorable: **67%**

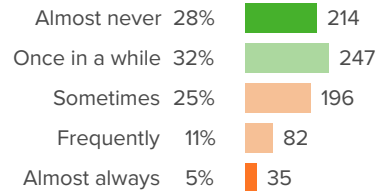
Q.3: During the past week, how often did you feel sad?



▲ **1** from last survey

Favorable: **67%**

Q.4: During the past week, how often did you feel worried?



▼ **1** from last survey

Favorable: **60%**

Emotion Regulation

Your average

42%

779 responses

Change

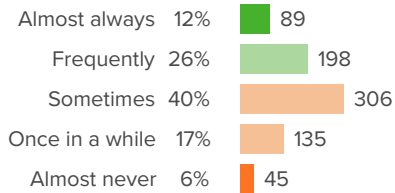
▼ **4**

since last survey

District average: **42%** Hudson City School District

How did people respond?

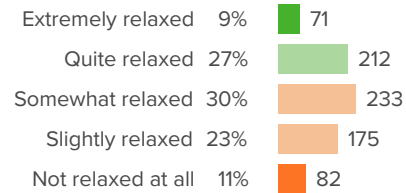
Q.1: How often are you able to pull yourself out of a bad mood?



▼ **5** from last survey

Favorable: **37%**

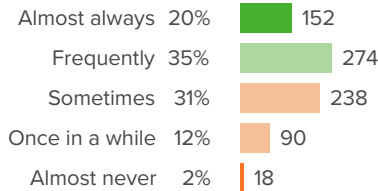
Q.2: When everybody around you gets angry, how relaxed can you stay?



▼ **1** from last survey

Favorable: **37%**

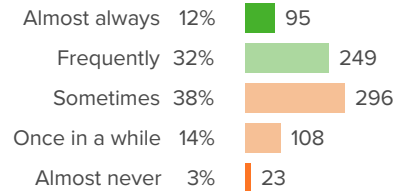
Q.3: How often are you able to control your emotions when you need to?



▼ **4** from last survey

Favorable: **55%**

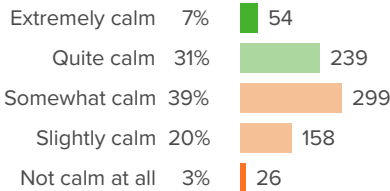
Q.4: Once you get upset, how often can you get yourself to relax?



▼ **7** from last survey

Favorable: **45%**

Q.5: When things go wrong for you, how calm are you able to stay?



▼ **3** from last survey

Favorable: **38%**

Growth Mindset

Your average

55%

779 responses

Change

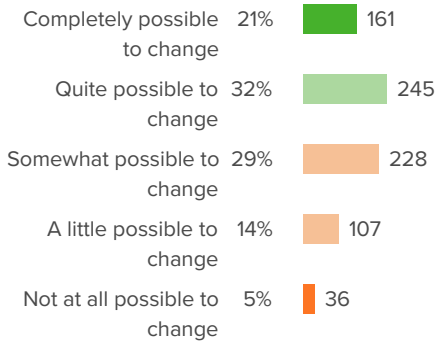
▲ 1

since last survey

District average: **55%** Hudson City School District

How did people respond?

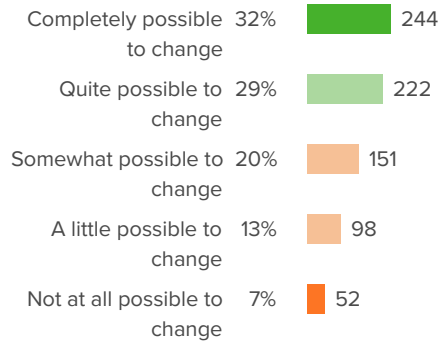
Q.1: In school, how possible is it for you to change: Being talented



▲ 3 from last survey

Favorable: **52%**

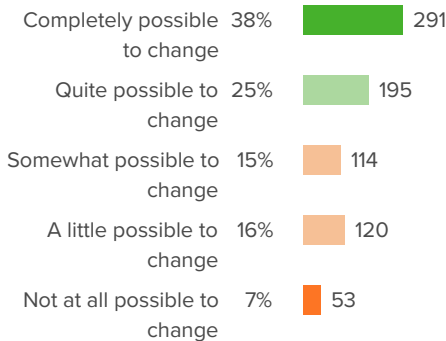
Q.2: In school, how possible is it for you to change: Giving a lot of effort



▼ 3 from last survey

Favorable: **61%**

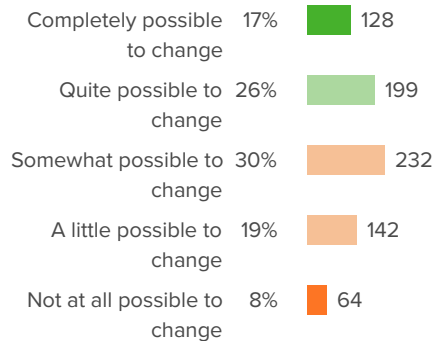
Q.3: In school, how possible is it for you to change: Behaving well in class



▼ 1 from last survey

Favorable: **63%**

Q.4: In school, how possible is it for you to change: Liking the subjects you are studying

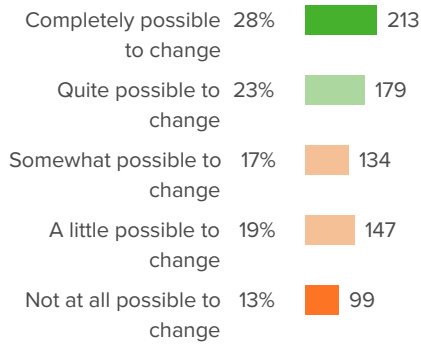


▲ 2 from last survey

Favorable: **43%**



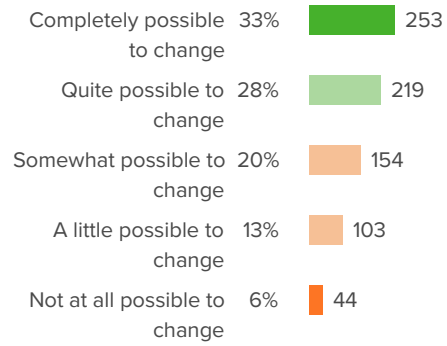
**Q.5: In school, how possible is it for you to change:
 How easily you give up**



▲ 3 from last survey

Favorable: **51%**

**Q.6: In school, how possible is it for you to change:
 Your level of intelligence**



▲ 2 from last survey

Favorable: **61%**

Positive Feelings

Your average

72%

779 responses

Change

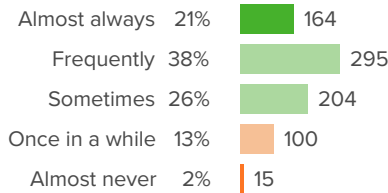
▼ **5**

since last survey

District average: **72%** Hudson City School District

How did people respond?

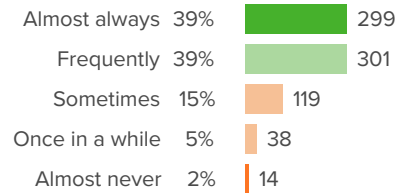
Q.1: During the past week, how often did you feel excited?



▼ **4** from last survey

Favorable: **85%**

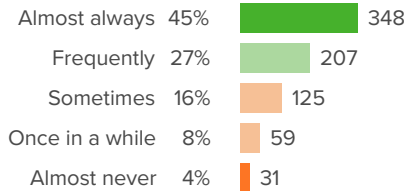
Q.2: During the past week, how often did you feel happy?



▼ **1** from last survey

Favorable: **78%**

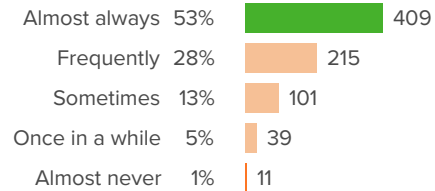
Q.3: During the past week, how often did you feel loved?



▼ **3** from last survey

Favorable: **72%**

Q.4: During the past week, how often did you feel safe?



▼ **11** from last survey

Favorable: **53%**

Social Awareness

Your average

70%

779 responses

Change

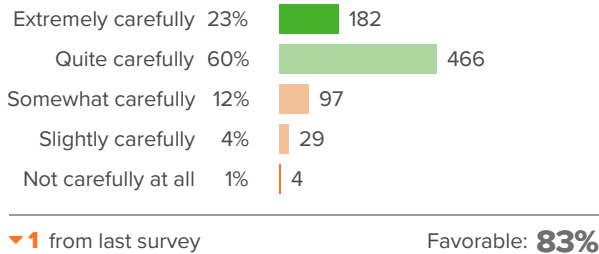
▼ **2**

since last survey

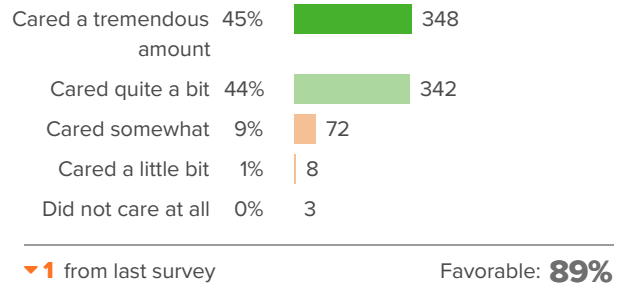
District average: **70%** Hudson City School District

How did people respond?

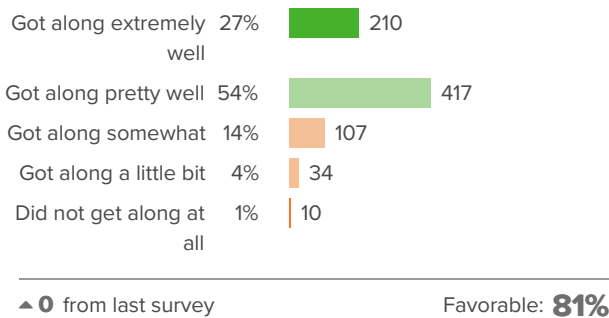
Q.1: During the past 30 days...How carefully did you listen to other people's points of view?



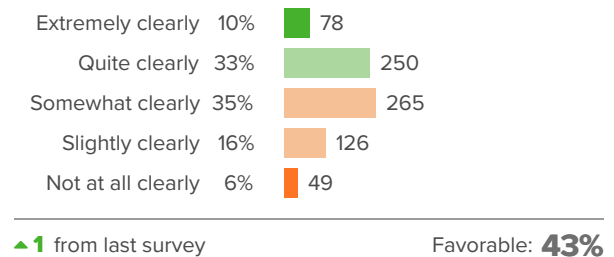
Q.2: During the past 30 days...How much did you care about other people's feelings?



Q.3: During the past 30 days...How well did you get along with students who are different from you?

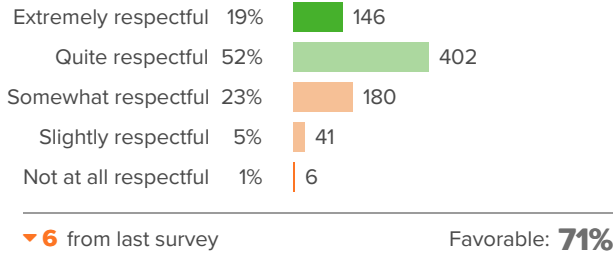


Q.4: During the past 30 days...How clearly were you able to describe your feelings?

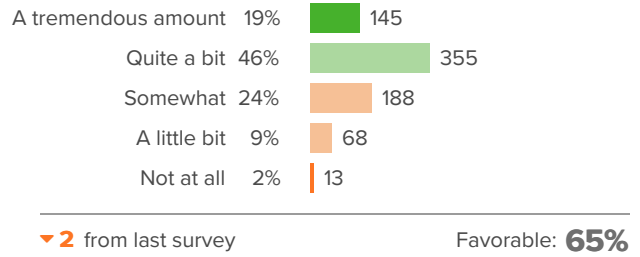




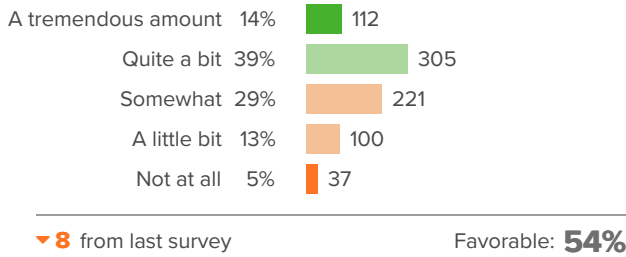
Q.5: During the past 30 days...When others disagreed with you, how respectful were you of their views?



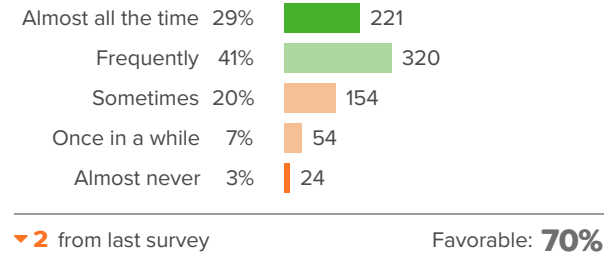
Q.6: During the past 30 days...To what extent were you able to stand up for yourself without putting others down?



Q.7: During the past 30 days...To what extent were you able to disagree with others without starting an argument?



Q.8: During the past 30 days...How often did you compliment others' accomplishments?





Supportive Relationships

Your average

91%

779 responses

Change

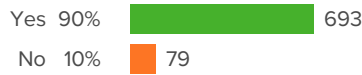
▼ **1**

since last survey

District average: **91%** Hudson City School District

How did people respond?

Q.1: Do you have a teacher or other adult from school who you can count on to help you, no matter what?



▲ **0** from last survey

Favorable: **90%**

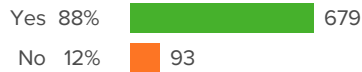
Q.2: Do you have a family member or other adult outside of school who you can count on to help you, no matter what?



▼ **1** from last survey

Favorable: **96%**

Q.3: Do you have a friend from school who you can count on to help you, no matter what?



▼ **1** from last survey

Favorable: **88%**