



Hudson High School

Grades 6-12
Fall 2021



Report created by
Panorama Education



Summary

Topic Description	Results	Comparison
<p>Cultural Awareness and Action</p> <p>How often students learn about, discuss, and confront issues of race, ethnicity, and culture in school</p>	<p>47%</p> <p>▼ 6</p> <p>since last survey</p>	<p>51% Hudson City School District</p>
<p>Diversity and Inclusion</p> <p>How diverse, integrated, and fair school is for students from different races, ethnicities, or cultures</p>	<p>54%</p> <p>0</p> <p>since last survey</p>	<p>65% Hudson City School District</p>
<p>School Safety</p> <p>Perceptions of student physical and psychological safety at school.</p>	<p>71%</p> <p>▼ 2</p> <p>since last survey</p>	<p>74% Hudson City School District</p>
<p>Sense of Belonging</p>	<p>41%</p> <p>▼ 1</p> <p>since last survey</p>	<p>48% Hudson City School District</p>
<p>Teacher-Student Relationships</p> <p>How strong the social connection is between teachers and students within and beyond the classroom.</p>	<p>63%</p> <p>0</p> <p>since last survey</p>	<p>69% Hudson City School District</p>

1,108 responses



Cultural Awareness and Action

Your average

47%

1,108 responses

Change

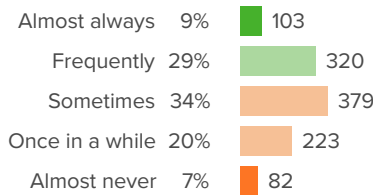
▼ **6**

since last survey

District average: **51%** Hudson City School District

How did people respond?

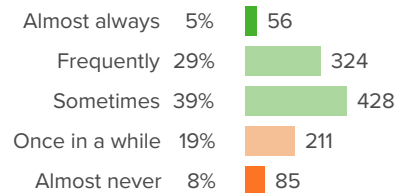
Q.1: How often do teachers encourage you to learn about people from different races, ethnicities, or cultures?



▼ **3** from last survey

Favorable: **38%**

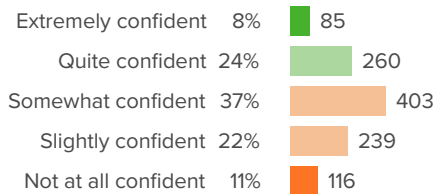
Q.2: How often do you think about what someone of a different race, ethnicity, or culture experiences?



▼ **4** from last survey

Favorable: **73%**

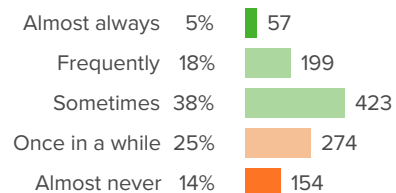
Q.3: How confident are you that students at your school can have honest conversations with each other about race?



▼ **8** from last survey

Favorable: **31%**

Q.4: At your school, how often are you encouraged to think more deeply about race-related topics?

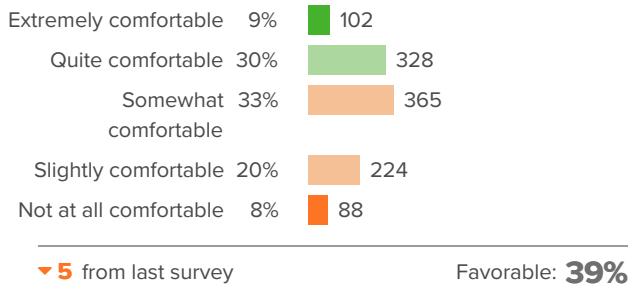


▼ **7** from last survey

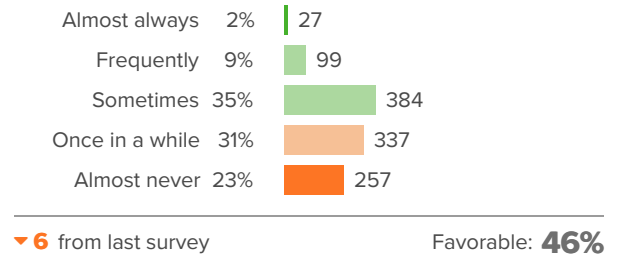
Favorable: **61%**



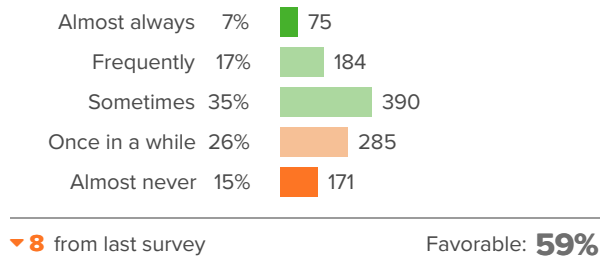
Q.5: How comfortable are you sharing your thoughts about race-related topics with other students at your school?



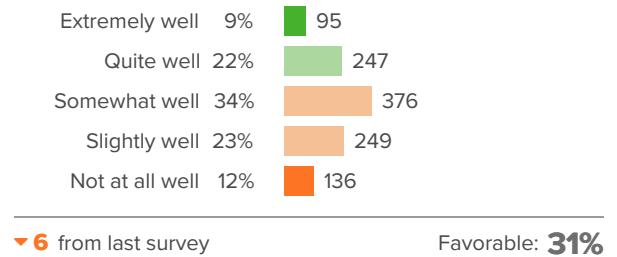
Q.6: How often do students at your school have important conversations about race, even when they might be uncomfortable?



Q.7: When there are major news events related to race, how often do adults at your school talk about them with students?



Q.8: How well does your school help students speak out against racism?





Diversity and Inclusion

Your average

54%

1,108 responses

Change

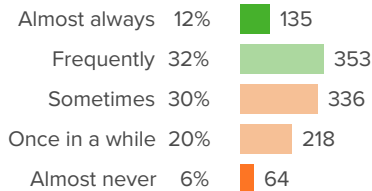
0

since last survey

District average: **65%** Hudson City School District

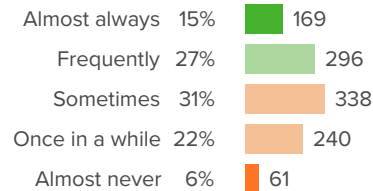
How did people respond?

Q.1: How often do you spend time at school with students from different races, ethnicities, or cultures?



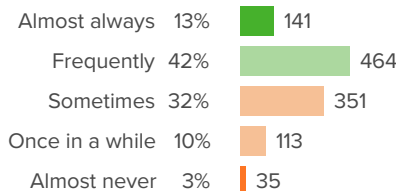
▲ 6 from last survey Favorable: **44%**

Q.2: How often do you have classes with students from different racial, ethnic, or cultural backgrounds?



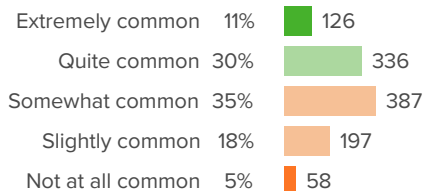
▲ 6 from last survey Favorable: **42%**

Q.3: At your school, how often do students from different races, ethnicities, or cultures hang out with each other?



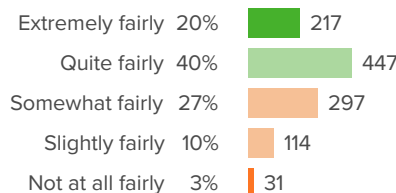
▲ 1 from last survey Favorable: **55%**

Q.4: At your school, how common is it for students to have close friends from different racial, ethnic, or cultural backgrounds?



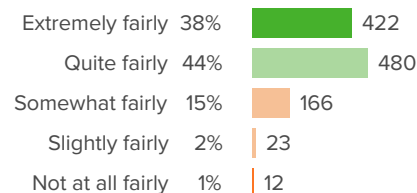
▼ 2 from last survey Favorable: **42%**

Q.5: How fairly do students at your school treat people from different races, ethnicities, or cultures?



▼ 6 from last survey Favorable: **60%**

Q.6: How fairly do adults at your school treat people from different races, ethnicities, or cultures?



▼ 2 from last survey Favorable: **82%**



School Safety

Your average

71%

1,108 responses

Change

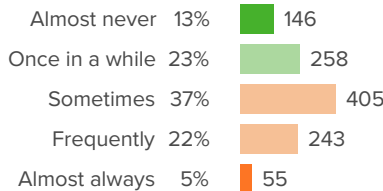
▼ **2**

since last survey

District average: **74%** Hudson City School District

How did people respond?

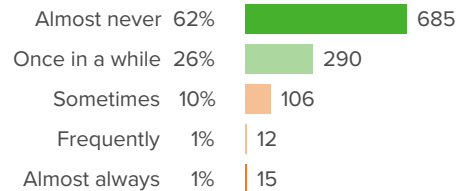
Q.1: How often are people disrespectful to others at your school?



▼ **4** from last survey

Favorable: **36%**

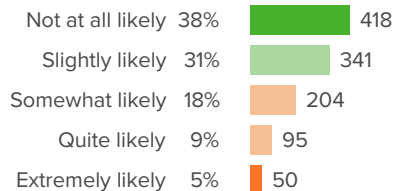
Q.2: How often do students get into physical fights at your school?



▼ **5** from last survey

Favorable: **88%**

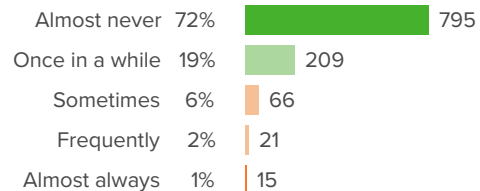
Q.3: How likely is it that someone from your school will bully you online?



▼ **1** from last survey

Favorable: **69%**

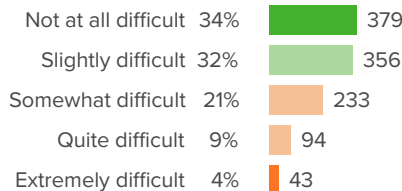
Q.4: How often do you worry about violence at your school?



▲ **1** from last survey

Favorable: **91%**

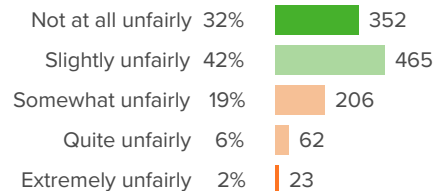
Q.5: If a student is bullied in school, how difficult is it for him/her to get help from an adult?



▼ **2** from last survey

Favorable: **67%**

Q.6: At your school, how unfairly do the adults treat the students?



▲ **1** from last survey

Favorable: **74%**



Sense of Belonging

Your average

41%

1,108 responses

Change

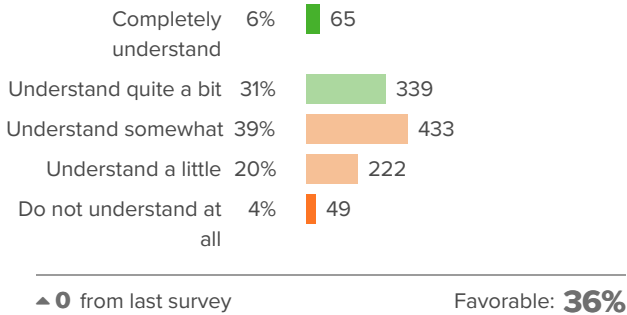
▼ **1**

since last survey

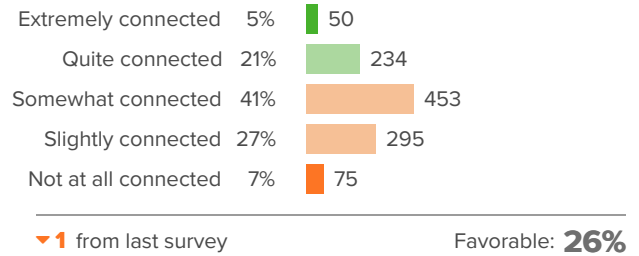
District average: **48%** Hudson City School District

How did people respond?

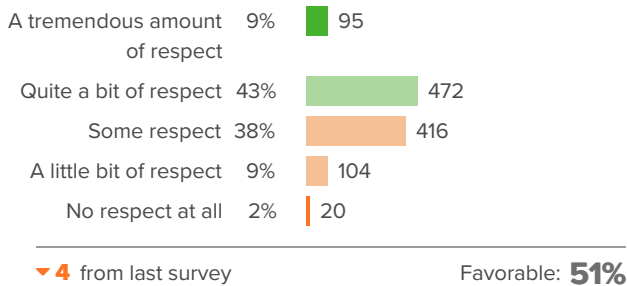
Q.1: How well do people at your school understand you as a person?



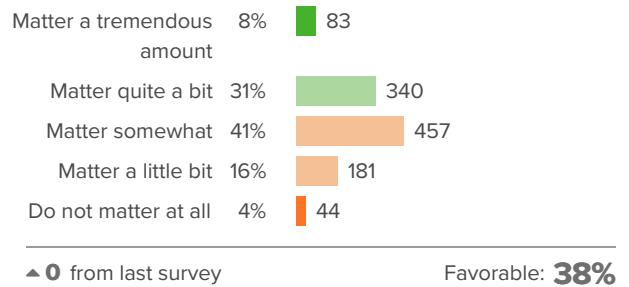
Q.2: How connected do you feel to the adults at your school?



Q.3: How much respect do students in your school show you?

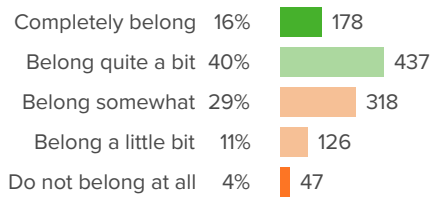


Q.4: How much do you matter to others at this school?





Q.5: Overall, how much do you feel like you belong at your school?



▲ 1 from last survey

Favorable: **56%**



Teacher-Student Relationships

Your average

63%

1,108 responses

Change

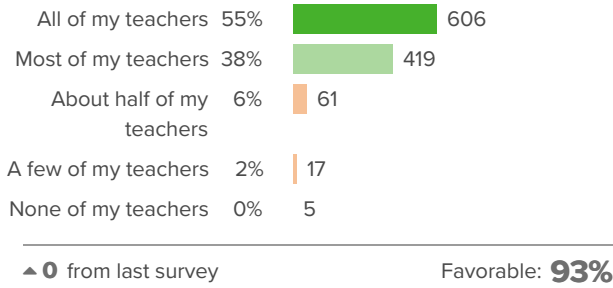
0

since last survey

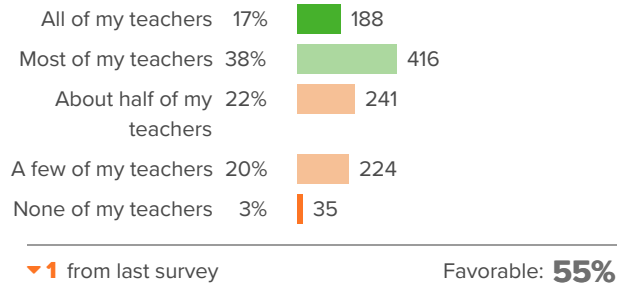
District average: **69%** Hudson City School District

How did people respond?

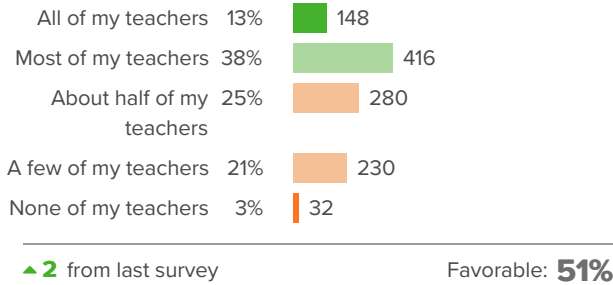
Q.1: How many of your teachers are respectful towards you?



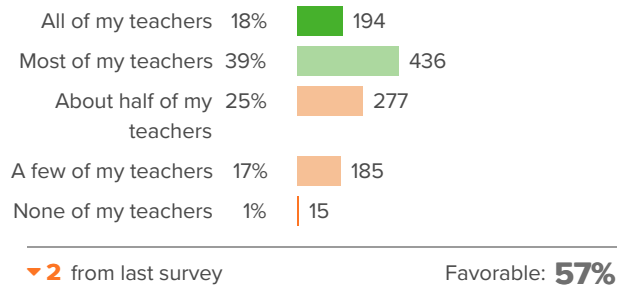
Q.2: If you walked into class upset, how many of your teachers would be concerned?



Q.3: If you came back to visit class three years from now, how many of your teachers would be excited to see you?



Q.4: When your teachers ask how you are doing, how many of them are really interested in your answer?





Q.5: How many of your teachers would you be excited to have again in the future?

