



# Hudson Middle School

Grades 6-12  
Fall 2021



Report created by  
Panorama Education



## Summary

Topic Description	Results	Comparison
<p><b>Challenging Feelings</b></p> <p>How frequently students feel challenging emotions, with higher scores indicating less frequent challenging emotions.</p>	<p><b>61%</b></p> <p>▲3 since last survey</p>	<p><b>56%</b> Hudson City School District</p>
<p><b>Emotion Regulation</b></p> <p>How well students regulate their emotions.</p>	<p><b>50%</b></p> <p>▲2 since last survey</p>	<p><b>50%</b> Hudson City School District</p>
<p><b>Growth Mindset</b></p> <p>Student perceptions of whether they have the potential to change those factors that are central to their performance in school.</p>	<p><b>59%</b></p> <p>▼1 since last survey</p>	<p><b>59%</b> Hudson City School District</p>
<p><b>Positive Feelings</b></p> <p>How frequently students feel positive emotions.</p>	<p><b>69%</b></p> <p>▲2 since last survey</p>	<p><b>66%</b> Hudson City School District</p>
<p><b>Social Awareness</b></p> <p>How well students consider the perspectives of others and empathize with them.</p>	<p><b>72%</b></p> <p>▲3 since last survey</p>	<p><b>70%</b> Hudson City School District</p>
<p><b>Supportive Relationships</b></p> <p>How supported students feel through their relationships with friends, family, and adults at school.</p>	<p><b>86%</b></p> <p>▲1 since last survey</p>	<p><b>87%</b> Hudson City School District</p>

884 responses

# Challenging Feelings

Your average

**61%**

884 responses

Change

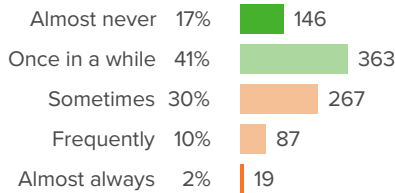
**▲ 3**

since last survey

District average: **56%** Hudson City School District

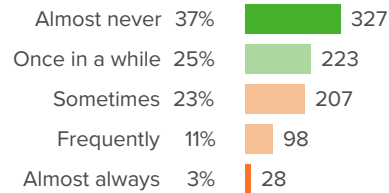
## How did people respond?

### Q.1: During the past week, how often did you feel angry?



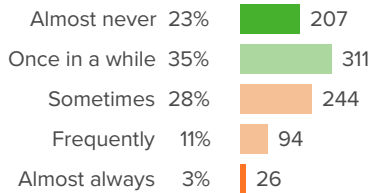
▲ 5 from last survey Favorable: **58%**

### Q.2: During the past week, how often did you feel lonely?



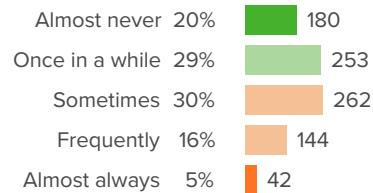
▲ 1 from last survey Favorable: **62%**

### Q.3: During the past week, how often did you feel sad?



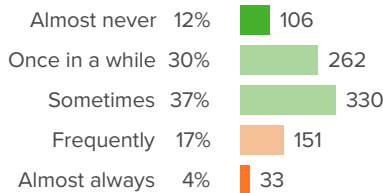
▲ 2 from last survey Favorable: **59%**

### Q.4: During the past week, how often did you feel worried?



▲ 5 from last survey Favorable: **49%**

### Q.5: During the past week, how often did you feel frustrated?



▲ 3 from last survey Favorable: **79%**



# Emotion Regulation

Your average

**50%**

884 responses

Change

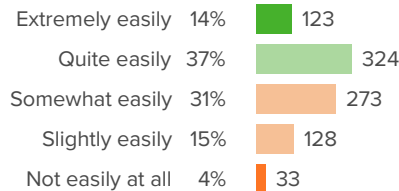
**▲ 2**

since last survey

District average: **50%** Hudson City School District

## How did people respond?

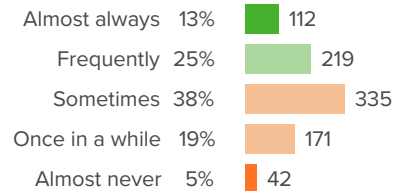
### Q.1: When you are feeling pressured, how easily can you stay in control?



▲ 2 from last survey

Favorable: **51%**

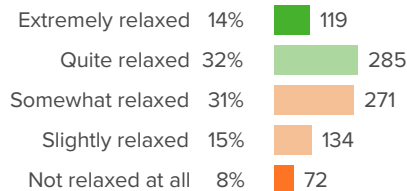
### Q.2: How often are you able to pull yourself out of a bad mood?



▲ 0 from last survey

Favorable: **38%**

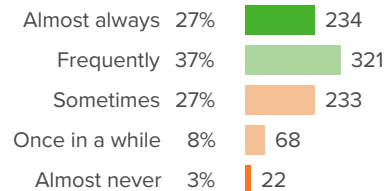
### Q.3: When everybody around you gets angry, how relaxed can you stay?



▲ 2 from last survey

Favorable: **46%**

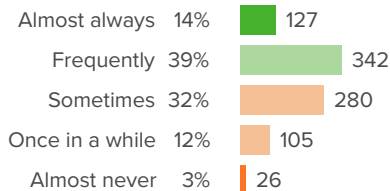
### Q.4: How often are you able to control your emotions when you need to?



▼ 1 from last survey

Favorable: **63%**

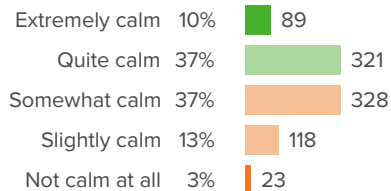
### Q.5: Once you get upset, how often can you get yourself to relax?



▲ 2 from last survey

Favorable: **53%**

### Q.6: When things go wrong for you, how calm are you able to remain?



▲ 3 from last survey

Favorable: **47%**

# Growth Mindset

Your average

**59%**

884 responses

Change

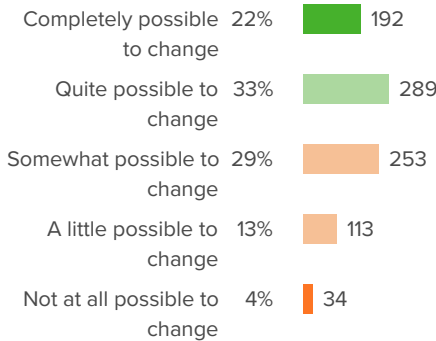
▼ **1**

since last survey

District average: **59%** Hudson City School District

## How did people respond?

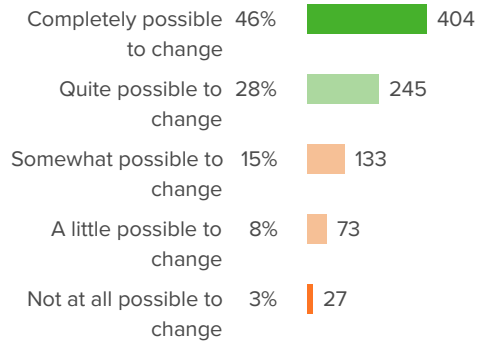
### Q.1: In school, how possible is it for you to change: Being talented



▲ **0** from last survey

Favorable: **55%**

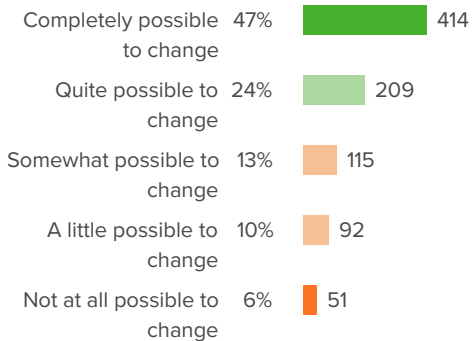
### Q.2: In school, how possible is it for you to change: Putting forth a lot of effort



▼ **2** from last survey

Favorable: **74%**

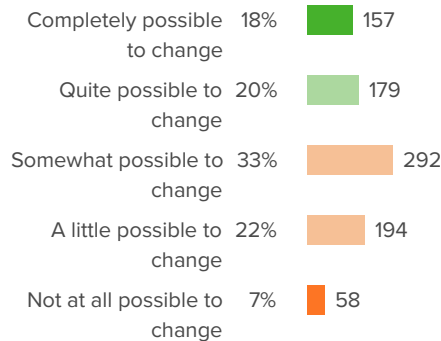
### Q.3: In school, how possible is it for you to change: Behaving well in class



▼ **4** from last survey

Favorable: **71%**

### Q.4: In school, how possible is it for you to change: Liking the subject

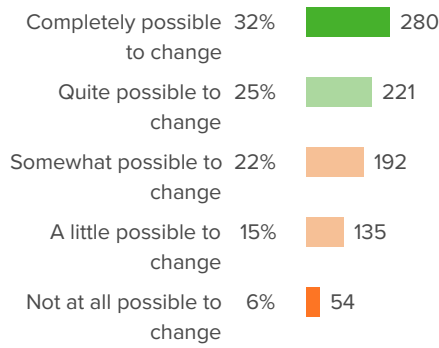


▲ **4** from last survey

Favorable: **38%**



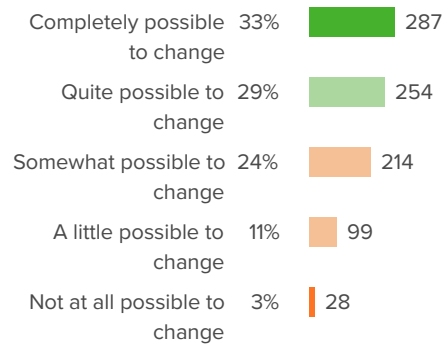
**Q.5: In school, how possible is it for you to change:  
How easily you give up**



▼ 1 from last survey

Favorable: **57%**

**Q.6: In school, how possible is it for you to change:  
Your level of intelligence**



▼ 1 from last survey

Favorable: **61%**

# Positive Feelings

Your average

**69%**

884 responses

Change

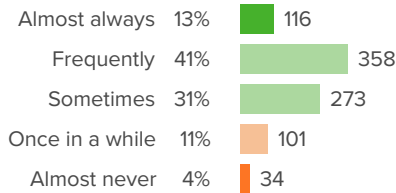
**▲ 2**

since last survey

District average: **66%** Hudson City School District

## How did people respond?

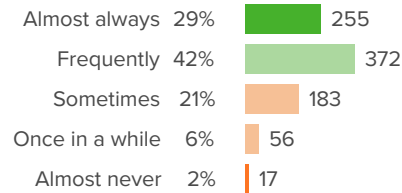
### Q.1: During the past week, how often did you feel excited?



▲ 5 from last survey

Favorable: **85%**

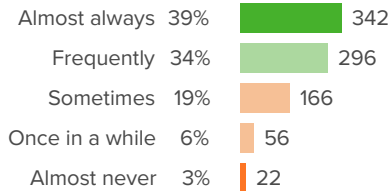
### Q.2: During the past week, how often did you feel happy?



▲ 3 from last survey

Favorable: **71%**

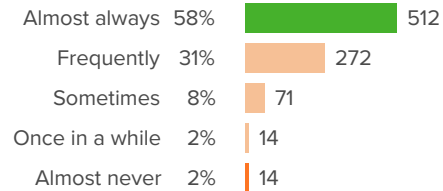
### Q.3: During the past week, how often did you feel loved?



▲ 2 from last survey

Favorable: **72%**

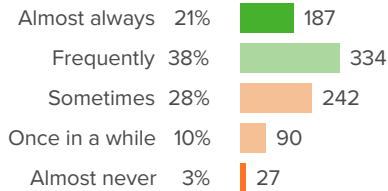
### Q.4: During the past week, how often did you feel safe?



▲ 1 from last survey

Favorable: **58%**

### Q.5: During the past week, how often did you feel hopeful?



▲ 1 from last survey

Favorable: **59%**

# Social Awareness

Your average

**72%**

884 responses

Change

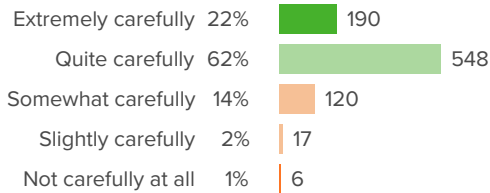
**▲ 3**

since last survey

District average: **70%** Hudson City School District

## How did people respond?

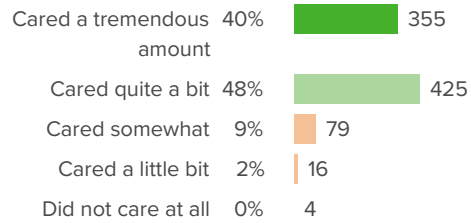
### Q.1: During the past 30 days...How carefully did you listen to other people's points of view?



▼ 2 from last survey

Favorable: **84%**

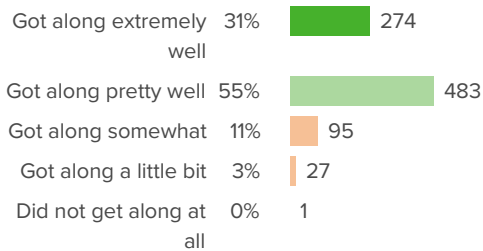
### Q.2: During the past 30 days...How much did you care about other people's feelings?



▲ 3 from last survey

Favorable: **89%**

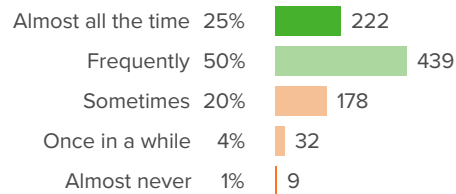
### Q.3: During the past 30 days...How well did you get along with students who are different from you?



▲ 1 from last survey

Favorable: **86%**

### Q.4: During the past 30 days...How often did you compliment others' accomplishments?



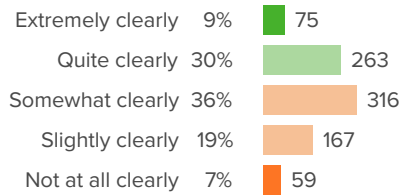
▲ 7 from last survey

Favorable: **75%**



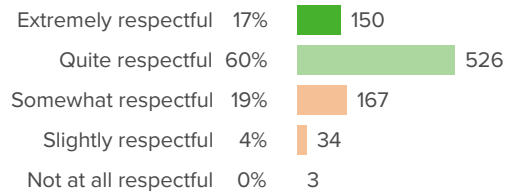


**Q.5: During the past 30 days...How clearly were you able to describe your feelings?**



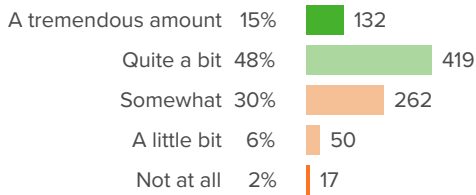
▲ **5** from last survey Favorable: **38%**

**Q.6: During the past 30 days...When others disagreed with you, how respectful were you of their views?**



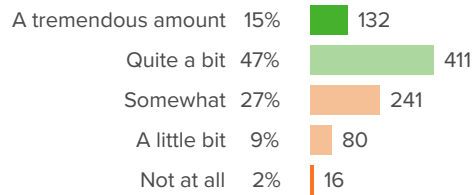
▲ **3** from last survey Favorable: **77%**

**Q.7: During the past 30 days...To what extent were you able to stand up for yourself without putting others down?**



▲ **1** from last survey Favorable: **63%**

**Q.8: During the past 30 days...To what extent were you able to disagree with others without starting an argument?**



▲ **6** from last survey Favorable: **62%**



# Supportive Relationships

Your average

**86%**

884 responses

Change

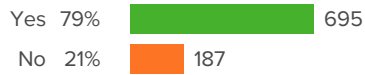
**▲ 1**

since last survey

District average: **87%** Hudson City School District

## How did people respond?

**Q.1: Do you have a teacher or other adult from school who you can count on to help you, no matter what?**



▲ 2 from last survey

Favorable: **79%**

**Q.2: Do you have a family member or other adult outside of school who you can count on to help you, no matter what?**



▼ 2 from last survey

Favorable: **95%**

**Q.3: Do you have a friend from school who you can count on to help you, no matter what?**



▲ 1 from last survey

Favorable: **92%**

**Q.4: Do you have a teacher or other adult from school who you can be completely yourself around?**



▲ 3 from last survey

Favorable: **64%**

**Q.5: Do you have a family member or other adult outside of school who you can be completely yourself around?**



▲ 0 from last survey

Favorable: **92%**

**Q.6: Do you have a friend from school who you can be completely yourself around?**



▲ 3 from last survey

Favorable: **96%**