



# East Woods Intermediate School

Grades 3-5  
Fall 2022 Student Survey



Report created by  
Panorama Education



# Summary

Topic Description	Results	Comparison
<p><b>Challenging Feelings</b></p> <p>How frequently students feel challenging emotions, with higher scores indicating less frequent challenging emotions.</p>	<p><b>64%</b></p> <p>▼1 since last survey</p>	<p><b>64%</b> Hudson City School District</p>
<p><b>Emotion Regulation</b></p> <p>How well students regulate their emotions.</p>	<p><b>44%</b></p> <p>▼3 since last survey</p>	<p><b>44%</b> Hudson City School District</p>
<p><b>Growth Mindset</b></p> <p>Student perceptions of whether they have the potential to change those factors that are central to their performance in school.</p>	<p><b>56%</b></p> <p>▼1 since last survey</p>	<p><b>56%</b> Hudson City School District</p>
<p><b>Positive Feelings</b></p> <p>How frequently students feel positive emotions.</p>	<p><b>76%</b></p> <p>0 since last survey</p>	<p><b>76%</b> Hudson City School District</p>
<p><b>Social Awareness</b></p> <p>How well students consider the perspectives of others and empathize with them.</p>	<p><b>68%</b></p> <p>▼3 since last survey</p>	<p><b>68%</b> Hudson City School District</p>
<p><b>Supportive Relationships</b></p> <p>How supported students feel through their relationships with friends, family, and adults at school.</p>	<p><b>92%</b></p> <p>▼1 since last survey</p>	<p><b>92%</b> Hudson City School District</p>

907 responses



# Challenging Feelings

Your average

**64%**

907 responses

Change

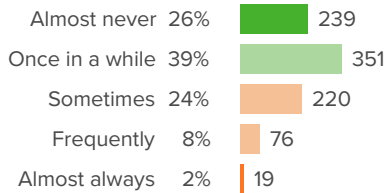
▼ **1**

since last survey

District average: **64%** Hudson City School District

## How did people respond?

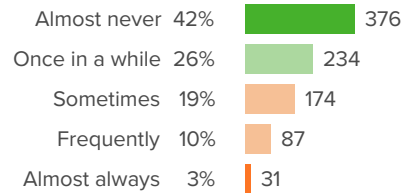
### Q.1: During the past week, how often did you feel mad?



▼ **1** from last survey

Favorable: **65%**

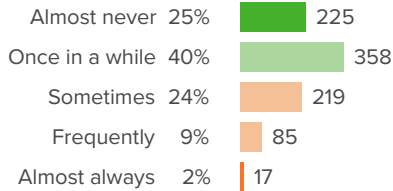
### Q.2: During the past week, how often did you feel lonely?



▼ **1** from last survey

Favorable: **68%**

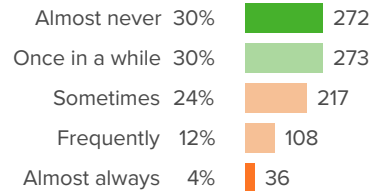
### Q.3: During the past week, how often did you feel sad?



▲ **1** from last survey

Favorable: **64%**

### Q.4: During the past week, how often did you feel worried?



▲ **0** from last survey

Favorable: **60%**



# Emotion Regulation

Your average

**44%**

907 responses

Change

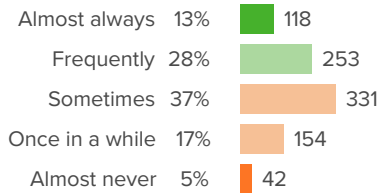
▼ **3**

since last survey

District average: **44%** Hudson City School District

## How did people respond?

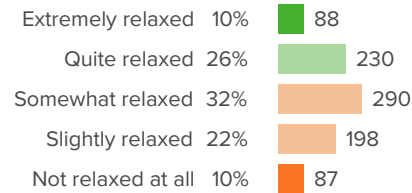
### Q.1: How often are you able to pull yourself out of a bad mood?



▼ **2** from last survey

Favorable: **41%**

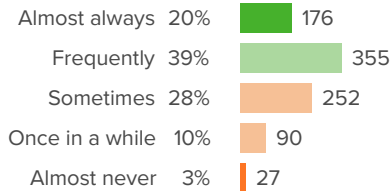
### Q.2: When everybody around you gets angry, how relaxed can you stay?



▼ **5** from last survey

Favorable: **36%**

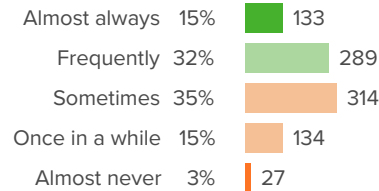
### Q.3: How often are you able to control your emotions when you need to?



▼ **4** from last survey

Favorable: **59%**

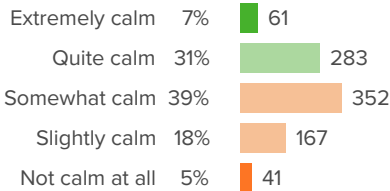
### Q.4: Once you get upset, how often can you get yourself to relax?



▼ **2** from last survey

Favorable: **47%**

### Q.5: When things go wrong for you, how calm are you able to stay?



▼ **2** from last survey

Favorable: **38%**



# Growth Mindset

Your average

**56%**

907 responses

Change

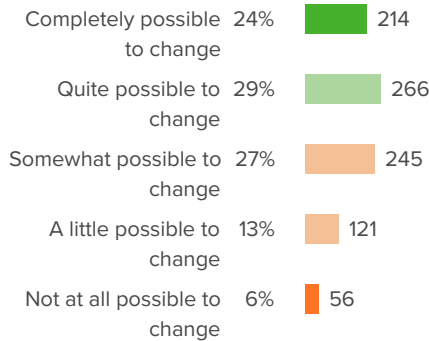
▼ **1**

since last survey

District average: **56%** Hudson City School District

## How did people respond?

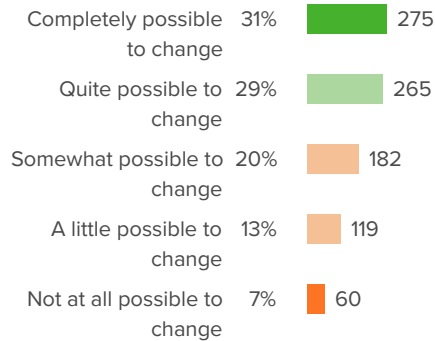
### Q.1: In school, how possible is it for you to change: Being talented



▼ **2** from last survey

Favorable: **53%**

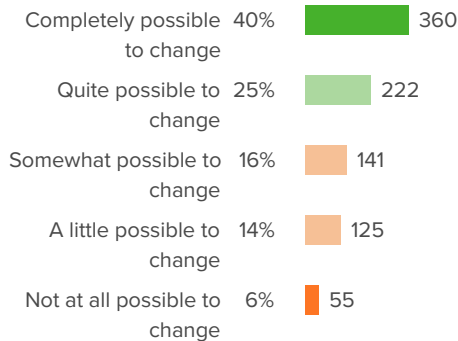
### Q.2: In school, how possible is it for you to change: Giving a lot of effort



▼ **3** from last survey

Favorable: **60%**

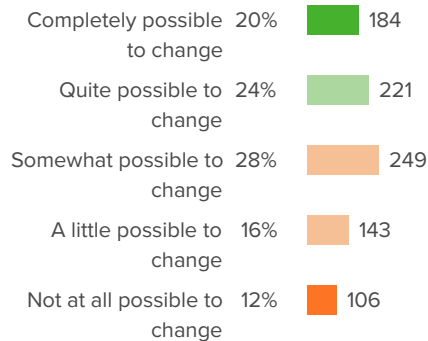
### Q.3: In school, how possible is it for you to change: Behaving well in class



▲ **2** from last survey

Favorable: **64%**

### Q.4: In school, how possible is it for you to change: Liking the subjects you are studying

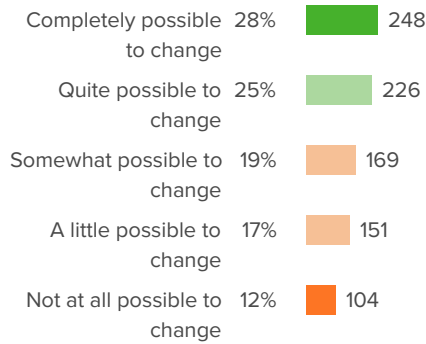


▼ **1** from last survey

Favorable: **45%**



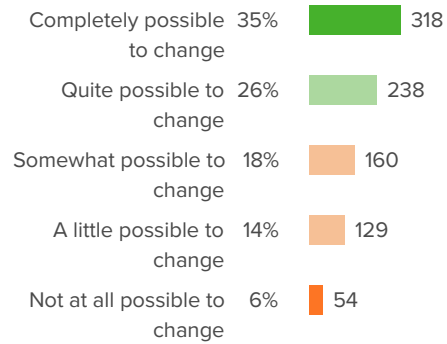
**Q.5: In school, how possible is it for you to change:  
How easily you give up**



▲ 1 from last survey

Favorable: **53%**

**Q.6: In school, how possible is it for you to change:  
Your level of intelligence**



▼ 3 from last survey

Favorable: **62%**



# Positive Feelings

Your average

**76%**

907 responses

Change

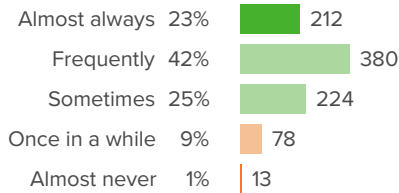
**0**

since last survey

District average: **76%** Hudson City School District

## How did people respond?

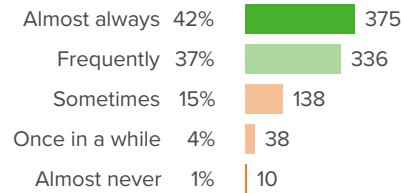
### Q.1: During the past week, how often did you feel excited?



▲ **1** from last survey

Favorable: **90%**

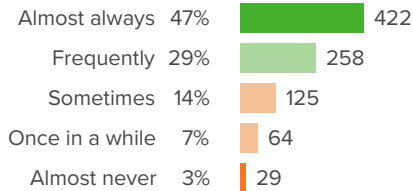
### Q.2: During the past week, how often did you feel happy?



▼ **1** from last survey

Favorable: **79%**

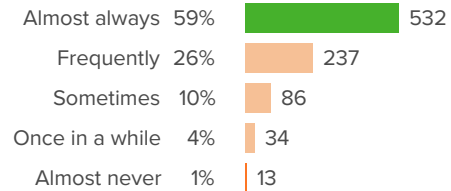
### Q.3: During the past week, how often did you feel loved?



▲ **0** from last survey

Favorable: **76%**

### Q.4: During the past week, how often did you feel safe?



▼ **1** from last survey

Favorable: **59%**



# Social Awareness

Your average

**68%**

907 responses

Change

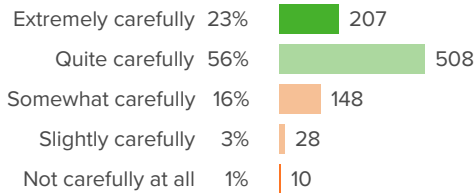
▼ **3**

since last survey

District average: **68%** Hudson City School District

## How did people respond?

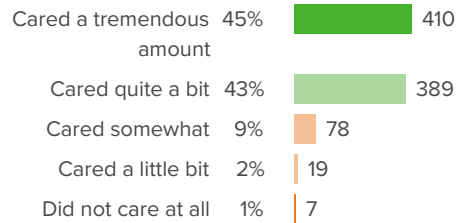
### Q.1: During the past 30 days...How carefully did you listen to other people's points of view?



▼ **3** from last survey

Favorable: **79%**

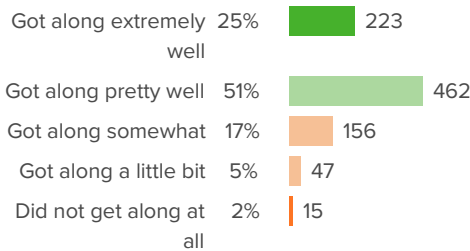
### Q.2: During the past 30 days...How much did you care about other people's feelings?



▼ **4** from last survey

Favorable: **88%**

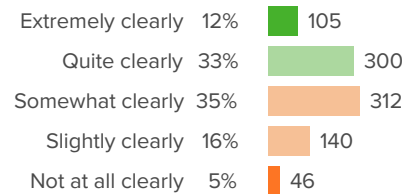
### Q.3: During the past 30 days...How well did you get along with students who are different from you?



▼ **5** from last survey

Favorable: **76%**

### Q.4: During the past 30 days...How clearly were you able to describe your feelings?



▲ **4** from last survey

Favorable: **45%**







# Supportive Relationships

Your average

**92%**

907 responses

Change

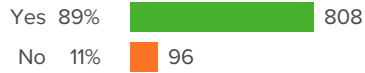
▼ **1**

since last survey

District average: **92%** Hudson City School District

## How did people respond?

**Q.1: Do you have a teacher or other adult from school who you can count on to help you, no matter what?**



▼ **2** from last survey

Favorable: **89%**

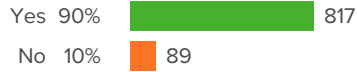
**Q.2: Do you have a family member or other adult outside of school who you can count on to help you, no matter what?**



▼ **1** from last survey

Favorable: **96%**

**Q.3: Do you have a friend from school who you can count on to help you, no matter what?**



▼ **1** from last survey

Favorable: **90%**