



Hudson High School

Grades 6-12
Fall 2022 Student Survey



Report created by
Panorama Education



Summary

Topic Description	Results	Comparison
<p>Cultural Awareness and Action</p> <p>How often students learn about, discuss, and confront issues of race, ethnicity, and culture in school</p>	<p>51%</p> <p>0</p> <p>since last survey</p>	<p>54% Hudson City School District</p>
<p>Diversity and Inclusion</p> <p>How diverse, integrated, and fair school is for students from different races, ethnicities, or cultures</p>	<p>59%</p> <p>▲7</p> <p>since last survey</p>	<p>67% Hudson City School District</p>
<p>School Safety</p> <p>Perceptions of student physical and psychological safety at school.</p>	<p>68%</p> <p>▲2</p> <p>since last survey</p>	<p>71% Hudson City School District</p>
<p>Sense of Belonging</p>	<p>43%</p> <p>▲3</p> <p>since last survey</p>	<p>48% Hudson City School District</p>
<p>Teacher-Student Relationships</p> <p>How strong the social connection is between teachers and students within and beyond the classroom.</p>	<p>64%</p> <p>▲3</p> <p>since last survey</p>	<p>68% Hudson City School District</p>

1,164 responses



Cultural Awareness and Action

Your average

51%

1,164 responses

Change

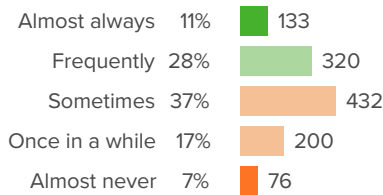
0

since last survey

District average: **54%** Hudson City School District

How did people respond?

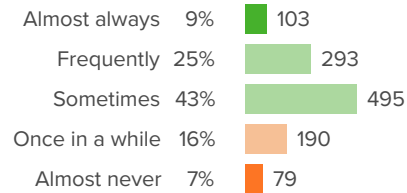
Q.1: How often do teachers encourage you to learn about people from different races, ethnicities, or cultures?



▼ **2** from last survey

Favorable: **39%**

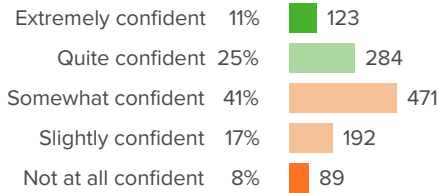
Q.2: How often do you think about what someone of a different race, ethnicity, or culture experiences?



▲ **0** from last survey

Favorable: **77%**

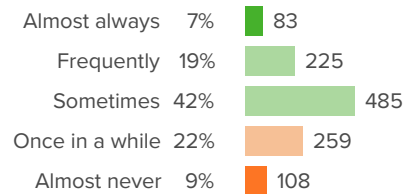
Q.3: How confident are you that students at your school can have honest conversations with each other about race?



▲ **2** from last survey

Favorable: **35%**

Q.4: At your school, how often are you encouraged to think more deeply about race-related topics?

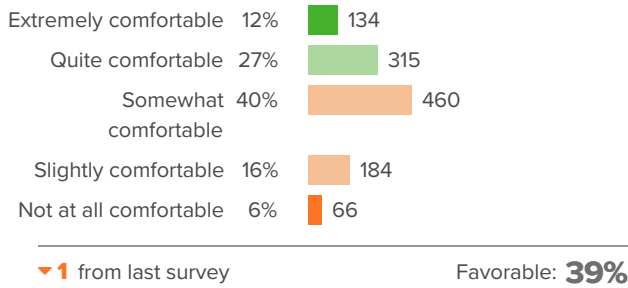


▲ **1** from last survey

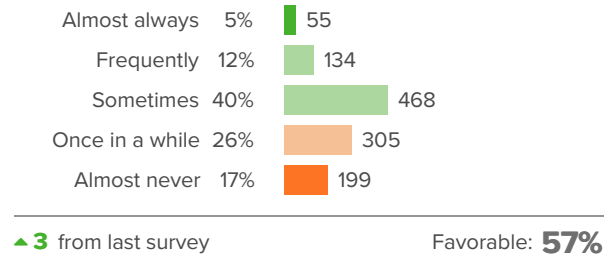
Favorable: **68%**



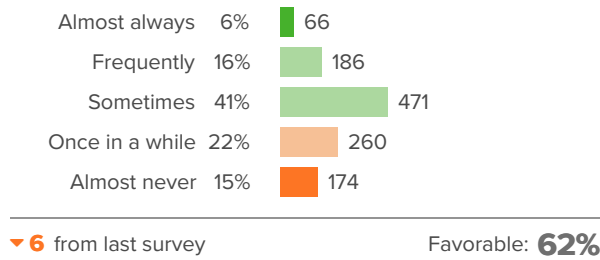
Q.5: How comfortable are you sharing your thoughts about race-related topics with other students at your school?



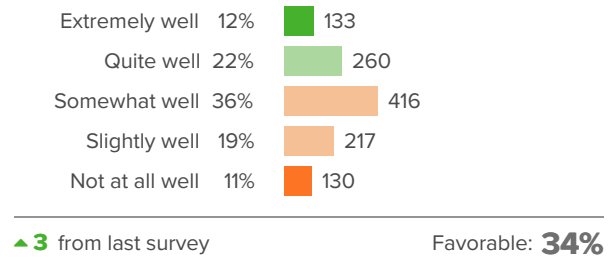
Q.6: How often do students at your school have important conversations about race, even when they might be uncomfortable?



Q.7: When there are major news events related to race, how often do adults at your school talk about them with students?



Q.8: How well does your school help students speak out against racism?





Diversity and Inclusion

Your average

59%

1,164 responses

Change

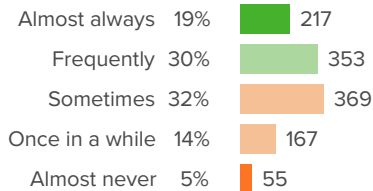
▲ 7

since last survey

District average: **67%** Hudson City School District

How did people respond?

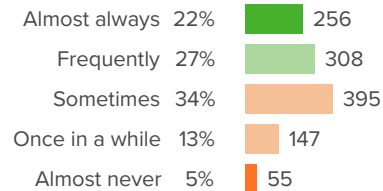
Q.1: How often do you spend time at school with students from different races, ethnicities, or cultures?



▲ 9 from last survey

Favorable: **49%**

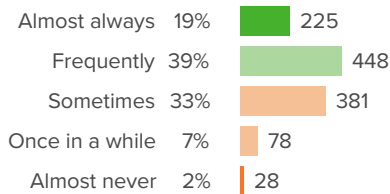
Q.2: How often do you have classes with students from different racial, ethnic, or cultural backgrounds?



▲ 8 from last survey

Favorable: **49%**

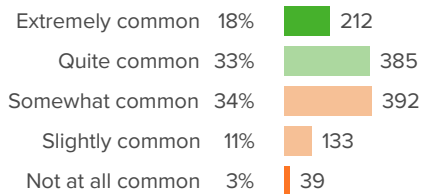
Q.3: At your school, how often do students from different races, ethnicities, or cultures hang out with each other?



▲ 6 from last survey

Favorable: **58%**

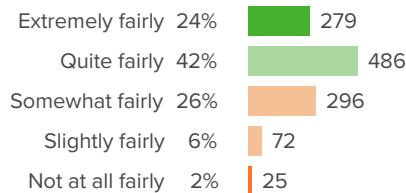
Q.4: At your school, how common is it for students to have close friends from different racial, ethnic, or cultural backgrounds?



▲ 8 from last survey

Favorable: **51%**

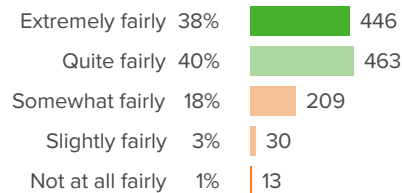
Q.5: How fairly do students at your school treat people from different races, ethnicities, or cultures?



▲ 9 from last survey

Favorable: **66%**

Q.6: How fairly do adults at your school treat people from different races, ethnicities, or cultures?



▲ 1 from last survey

Favorable: **78%**



School Safety

Your average

68%

1,164 responses

Change

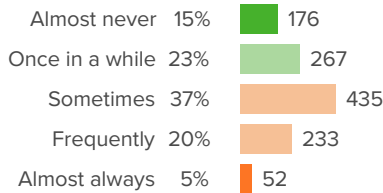
▲ 2

since last survey

District average: **71%** Hudson City School District

How did people respond?

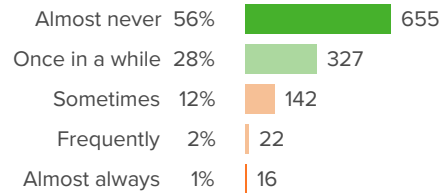
Q.1: How often are people disrespectful to others at your school?



▲ 1 from last survey

Favorable: **38%**

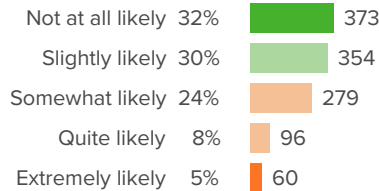
Q.2: How often do students get into physical fights at your school?



▼ 1 from last survey

Favorable: **85%**

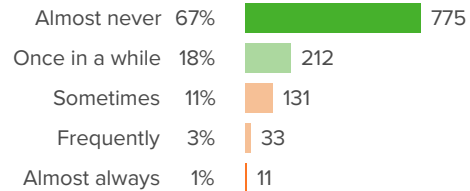
Q.3: How likely is it that someone from your school will bully you online?



▲ 1 from last survey

Favorable: **63%**

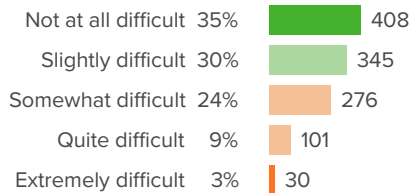
Q.4: How often do you worry about violence at your school?



▼ 1 from last survey

Favorable: **85%**

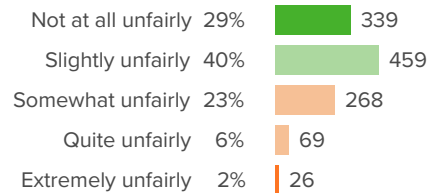
Q.5: If a student is bullied in school, how difficult is it for him/her to get help from an adult?



▲ 4 from last survey

Favorable: **65%**

Q.6: At your school, how unfairly do the adults treat the students?



▲ 3 from last survey

Favorable: **69%**



Sense of Belonging

Your average

43%

1,164 responses

Change

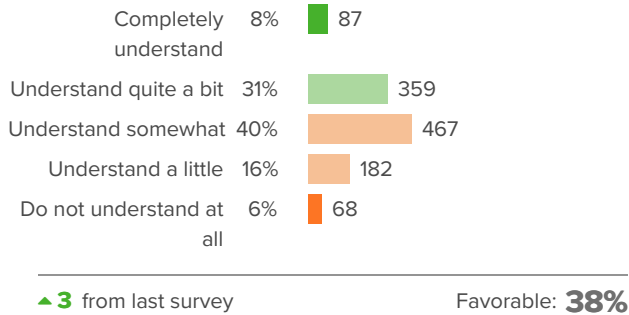
▲ 3

since last survey

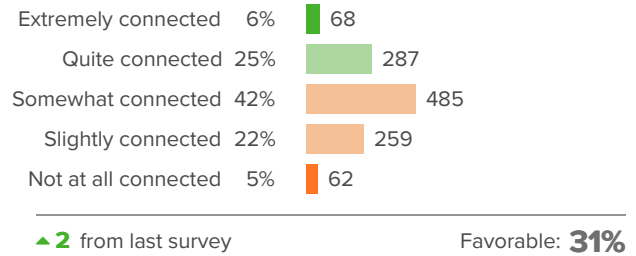
District average: **48%** Hudson City School District

How did people respond?

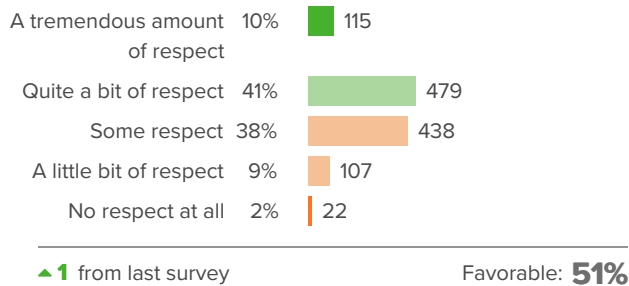
Q.1: How well do people at your school understand you as a person?



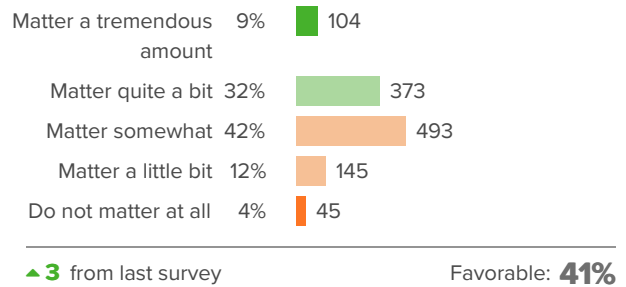
Q.2: How connected do you feel to the adults at your school?



Q.3: How much respect do students in your school show you?

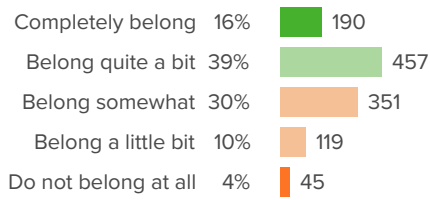


Q.4: How much do you matter to others at this school?





Q.5: Overall, how much do you feel like you belong at your school?



▲ 7 from last survey

Favorable: **56%**



Teacher-Student Relationships

Your average

64%

1,164 responses

Change

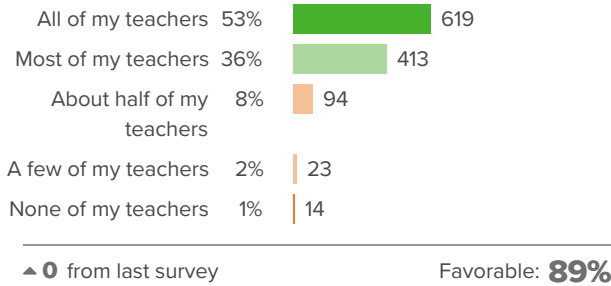
▲ 3

since last survey

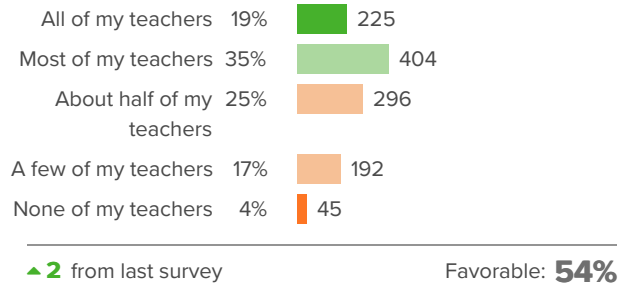
District average: **68%** Hudson City School District

How did people respond?

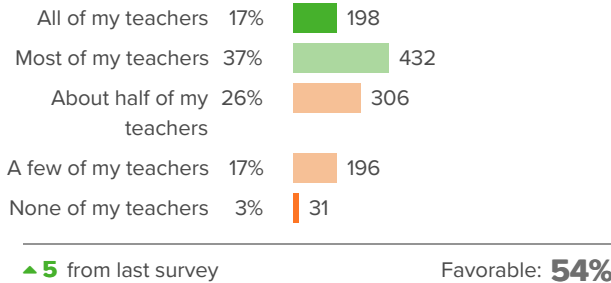
Q.1: How many of your teachers are respectful towards you?



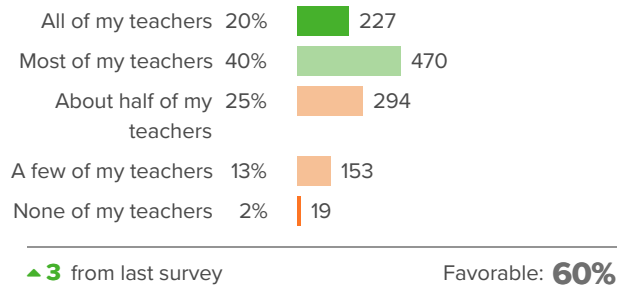
Q.2: If you walked into class upset, how many of your teachers would be concerned?



Q.3: If you came back to visit class three years from now, how many of your teachers would be excited to see you?



Q.4: When your teachers ask how you are doing, how many of them are really interested in your answer?





Q.5: How many of your teachers would you be excited to have again in the future?

