



East Woods Intermediate School

Grades 3-5
Spring 2022



Report created by
Panorama Education



Summary

Topic Description	Results	Comparison
<p>Challenging Feelings</p> <p>How frequently students feel challenging emotions, with higher scores indicating less frequent challenging emotions.</p>	<p>65%</p> <p>▼1 since last survey</p>	<p>65% Hudson City School District</p>
<p>Emotion Regulation</p> <p>How well students regulate their emotions.</p>	<p>47%</p> <p>▲5 since last survey</p>	<p>47% Hudson City School District</p>
<p>Growth Mindset</p> <p>Student perceptions of whether they have the potential to change those factors that are central to their performance in school.</p>	<p>57%</p> <p>▲2 since last survey</p>	<p>57% Hudson City School District</p>
<p>Positive Feelings</p> <p>How frequently students feel positive emotions.</p>	<p>76%</p> <p>▲4 since last survey</p>	<p>76% Hudson City School District</p>
<p>Social Awareness</p> <p>How well students consider the perspectives of others and empathize with them.</p>	<p>71%</p> <p>▲1 since last survey</p>	<p>71% Hudson City School District</p>
<p>Supportive Relationships</p> <p>How supported students feel through their relationships with friends, family, and adults at school.</p>	<p>93%</p> <p>▲2 since last survey</p>	<p>93% Hudson City School District</p>

870 responses



Challenging Feelings

Your average

65%

870 responses

Change

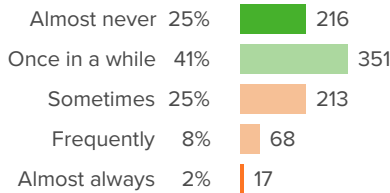
▼ **1**

since last survey

District average: **65%** Hudson City School District

How did people respond?

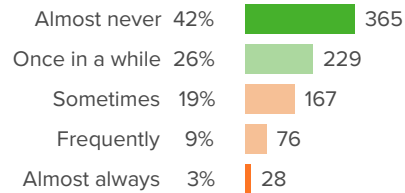
Q.1: During the past week, how often did you feel mad?



▼ **3** from last survey

Favorable: **66%**

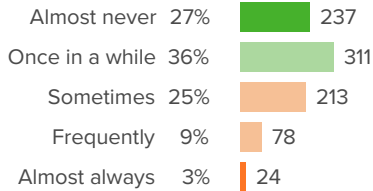
Q.2: During the past week, how often did you feel lonely?



▲ **2** from last survey

Favorable: **69%**

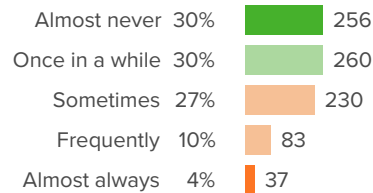
Q.3: During the past week, how often did you feel sad?



▼ **4** from last survey

Favorable: **63%**

Q.4: During the past week, how often did you feel worried?



▲ **0** from last survey

Favorable: **60%**



Emotion Regulation

Your average

47%

870 responses

Change

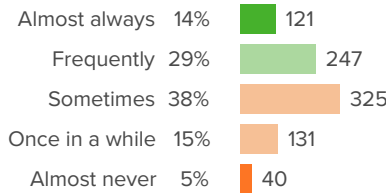
▲ 5

since last survey

District average: **47%** Hudson City School District

How did people respond?

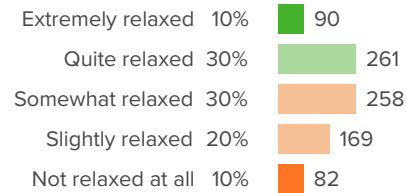
Q.1: How often are you able to pull yourself out of a bad mood?



▲ 6 from last survey

Favorable: **43%**

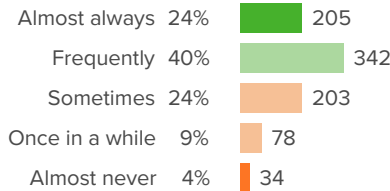
Q.2: When everybody around you gets angry, how relaxed can you stay?



▲ 4 from last survey

Favorable: **41%**

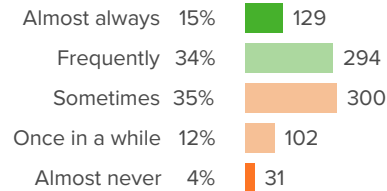
Q.3: How often are you able to control your emotions when you need to?



▲ 8 from last survey

Favorable: **63%**

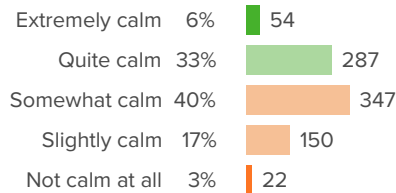
Q.4: Once you get upset, how often can you get yourself to relax?



▲ 4 from last survey

Favorable: **49%**

Q.5: When things go wrong for you, how calm are you able to stay?



▲ 2 from last survey

Favorable: **40%**



Growth Mindset

Your average

57%

870 responses

Change

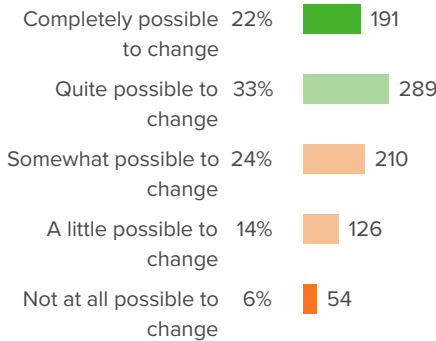
▲ 2

since last survey

District average: **57%** Hudson City School District

How did people respond?

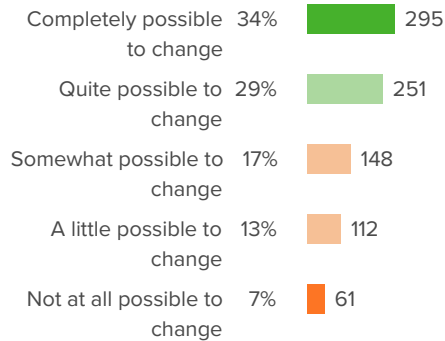
Q.1: In school, how possible is it for you to change: Being talented



▲ 3 from last survey

Favorable: **55%**

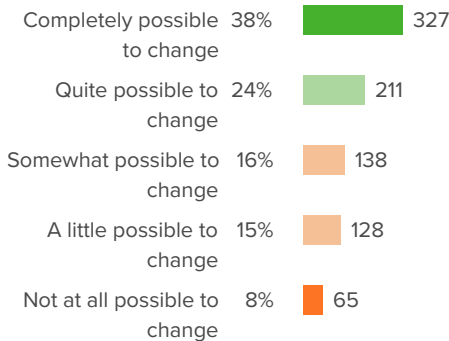
Q.2: In school, how possible is it for you to change: Giving a lot of effort



▲ 2 from last survey

Favorable: **63%**

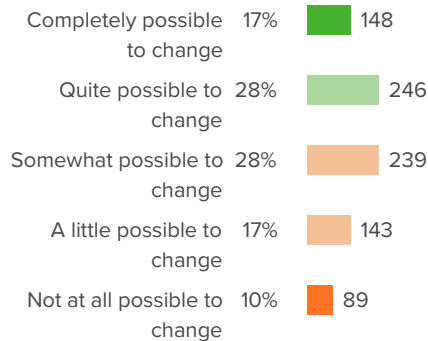
Q.3: In school, how possible is it for you to change: Behaving well in class



▼ 1 from last survey

Favorable: **62%**

Q.4: In school, how possible is it for you to change: Liking the subjects you are studying

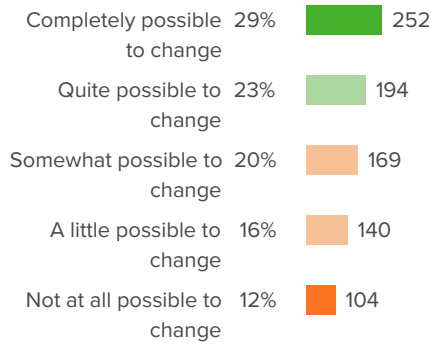


▲ 3 from last survey

Favorable: **46%**



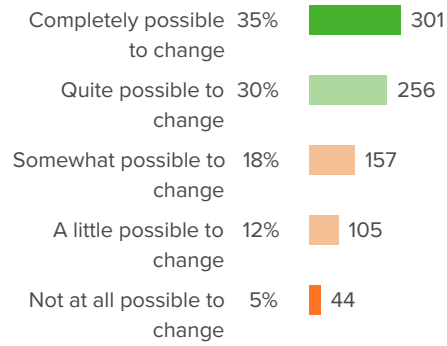
**Q.5: In school, how possible is it for you to change:
How easily you give up**



▲ **1** from last survey

Favorable: **52%**

**Q.6: In school, how possible is it for you to change:
Your level of intelligence**



▲ **4** from last survey

Favorable: **65%**

Positive Feelings

Your average

76%

870 responses

Change

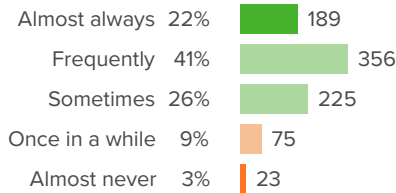
▲ 4

since last survey

District average: **76%** Hudson City School District

How did people respond?

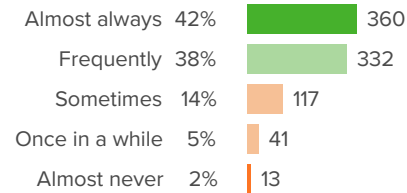
Q.1: During the past week, how often did you feel excited?



▲ 4 from last survey

Favorable: **89%**

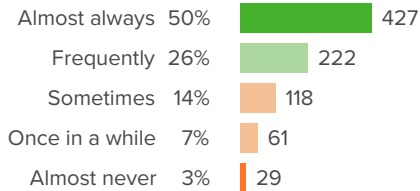
Q.2: During the past week, how often did you feel happy?



▲ 2 from last survey

Favorable: **80%**

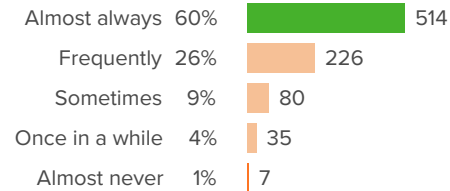
Q.3: During the past week, how often did you feel loved?



▲ 4 from last survey

Favorable: **76%**

Q.4: During the past week, how often did you feel safe?



▲ 7 from last survey

Favorable: **60%**



Social Awareness

Your average

71%

870 responses

Change

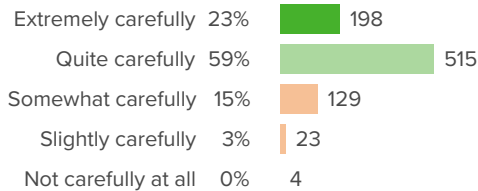
▲ 1

since last survey

District average: **71%** Hudson City School District

How did people respond?

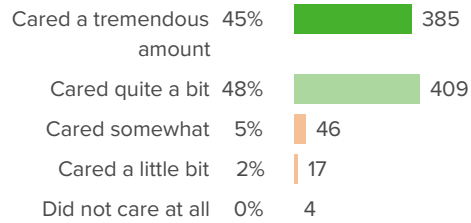
Q.1: During the past 30 days...How carefully did you listen to other people's points of view?



▼ 1 from last survey

Favorable: **82%**

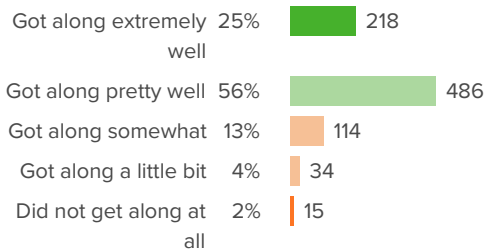
Q.2: During the past 30 days...How much did you care about other people's feelings?



▲ 3 from last survey

Favorable: **92%**

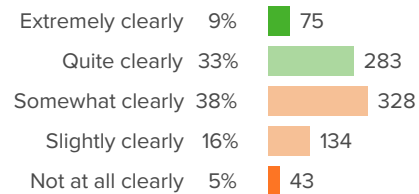
Q.3: During the past 30 days...How well did you get along with students who are different from you?



▲ 0 from last survey

Favorable: **81%**

Q.4: During the past 30 days...How clearly were you able to describe your feelings?

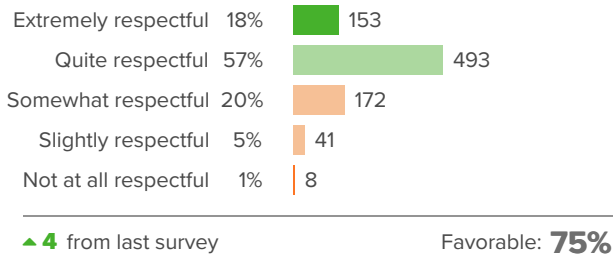


▼ 2 from last survey

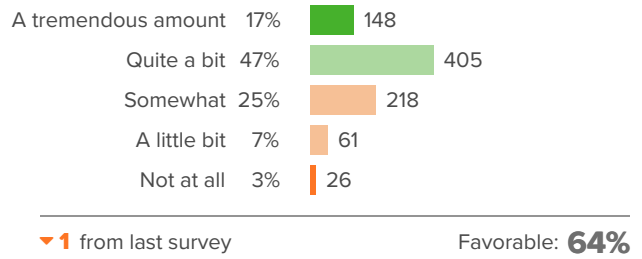
Favorable: **41%**



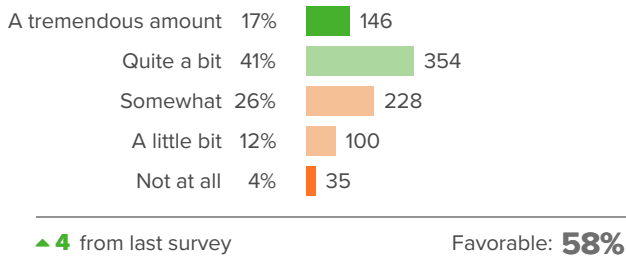
Q.5: During the past 30 days...When others disagreed with you, how respectful were you of their views?



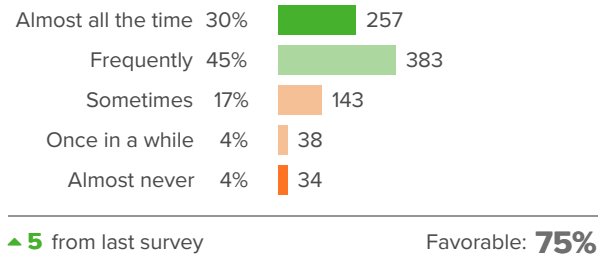
Q.6: During the past 30 days...To what extent were you able to stand up for yourself without putting others down?



Q.7: During the past 30 days...To what extent were you able to disagree with others without starting an argument?



Q.8: During the past 30 days...How often did you compliment others' accomplishments?





Supportive Relationships

Your average

93%

870 responses

Change

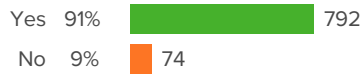
▲ 2

since last survey

District average: **93%** Hudson City School District

How did people respond?

Q.1: Do you have a teacher or other adult from school who you can count on to help you, no matter what?



▲ **1** from last survey

Favorable: **91%**

Q.2: Do you have a family member or other adult outside of school who you can count on to help you, no matter what?



▲ **1** from last survey

Favorable: **97%**

Q.3: Do you have a friend from school who you can count on to help you, no matter what?



▲ **3** from last survey

Favorable: **91%**