



# Hudson Middle School

Grades 6-12  
Spring 2022



Report created by  
Panorama Education



# Summary

Topic Description	Results	Comparison
<p><b>Cultural Awareness and Action</b></p> <p>How often students learn about, discuss, and confront issues of race, ethnicity, and culture in school</p>	<p><b>58%</b></p> <p>▲ 2</p> <p>since last survey</p>	<p><b>54%</b> Hudson City School District</p>
<p><b>Diversity and Inclusion</b></p> <p>How diverse, integrated, and fair school is for students from different races, ethnicities, or cultures</p>	<p><b>78%</b></p> <p>0</p> <p>since last survey</p>	<p><b>63%</b> Hudson City School District</p>
<p><b>School Safety</b></p> <p>Perceptions of student physical and psychological safety at school.</p>	<p><b>74%</b></p> <p>▼ 5</p> <p>since last survey</p>	<p><b>70%</b> Hudson City School District</p>
<p><b>Sense of Belonging</b></p>	<p><b>54%</b></p> <p>▼ 1</p> <p>since last survey</p>	<p><b>46%</b> Hudson City School District</p>
<p><b>Teacher-Student Relationships</b></p> <p>How strong the social connection is between teachers and students within and beyond the classroom.</p>	<p><b>72%</b></p> <p>▼ 4</p> <p>since last survey</p>	<p><b>66%</b> Hudson City School District</p>

890 responses



# Cultural Awareness and Action

Your average

**58%**

890 responses

Change

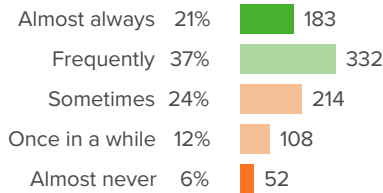
**▲ 2**

since last survey

District average: **54%** Hudson City School District

## How did people respond?

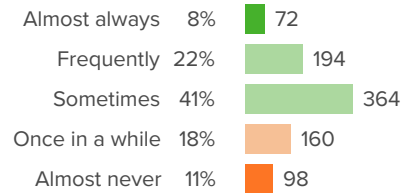
**Q.1: How often do teachers encourage you to learn about people from different races, ethnicities, or cultures?**



▼ **1** from last survey

Favorable: **58%**

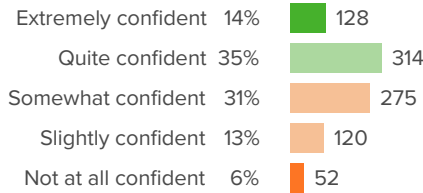
**Q.2: How often do you think about what someone of a different race, ethnicity, or culture experiences?**



▲ **4** from last survey

Favorable: **71%**

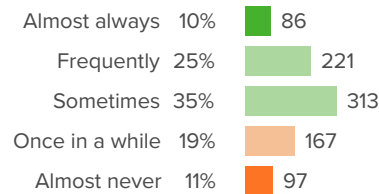
**Q.3: How confident are you that students at your school can have honest conversations with each other about race?**



▲ **0** from last survey

Favorable: **50%**

**Q.4: At your school, how often are you encouraged to think more deeply about race-related topics?**

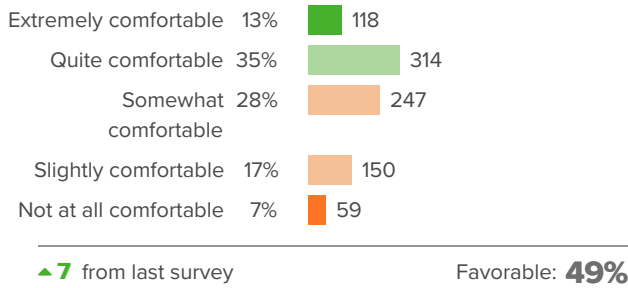


▲ **0** from last survey

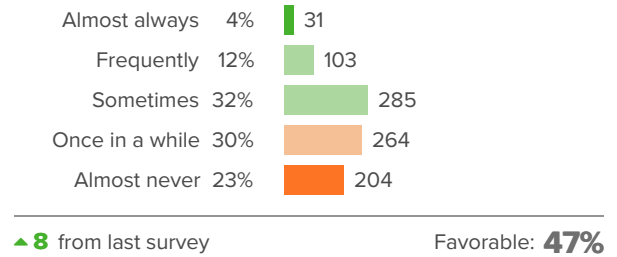
Favorable: **70%**



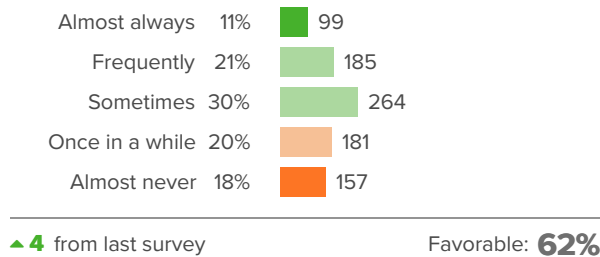
**Q.5: How comfortable are you sharing your thoughts about race-related topics with other students at your school?**



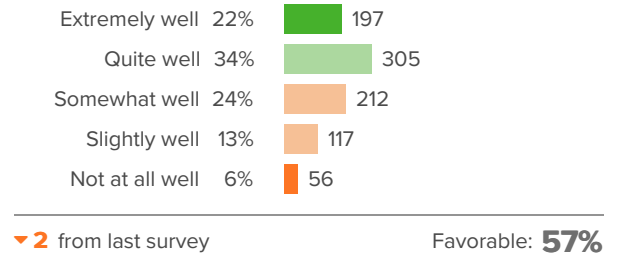
**Q.6: How often do students at your school have important conversations about race, even when they might be uncomfortable?**



**Q.7: When there are major news events related to race, how often do adults at your school talk about them with students?**



**Q.8: How well does your school help students speak out against racism?**





# Diversity and Inclusion

Your average

**78%**

890 responses

Change

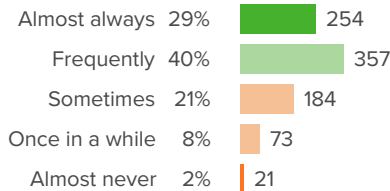
**0**

since last survey

District average: **63%** Hudson City School District

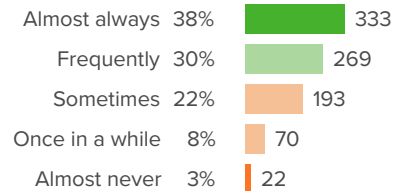
## How did people respond?

**Q.1: How often do you spend time at school with students from different races, ethnicities, or cultures?**



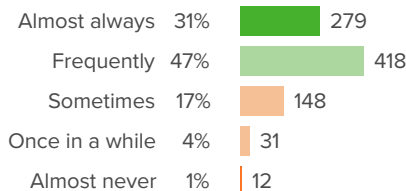
▲ 2 from last survey Favorable: **69%**

**Q.2: How often do you have classes with students from different racial, ethnic, or cultural backgrounds?**



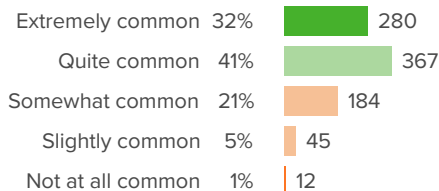
▲ 2 from last survey Favorable: **68%**

**Q.3: At your school, how often do students from different races, ethnicities, or cultures hang out with each other?**



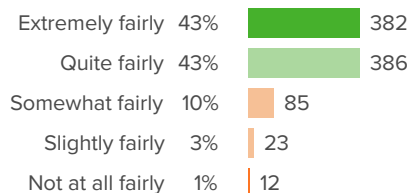
▲ 1 from last survey Favorable: **78%**

**Q.4: At your school, how common is it for students to have close friends from different racial, ethnic, or cultural backgrounds?**



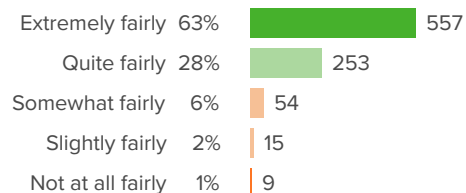
▲ 0 from last survey Favorable: **73%**

**Q.5: How fairly do students at your school treat people from different races, ethnicities, or cultures?**



▼ 6 from last survey Favorable: **86%**

**Q.6: How fairly do adults at your school treat people from different races, ethnicities, or cultures?**



▼ 4 from last survey Favorable: **91%**



# School Safety

Your average

**74%**

890 responses

Change

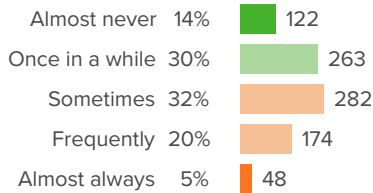
▼ **5**

since last survey

District average: **70%** Hudson City School District

## How did people respond?

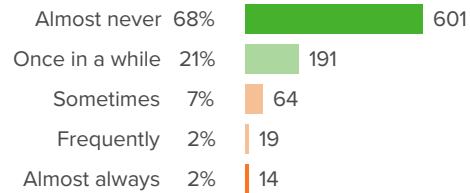
### Q.1: How often are people disrespectful to others at your school?



▼ **8** from last survey

Favorable: **43%**

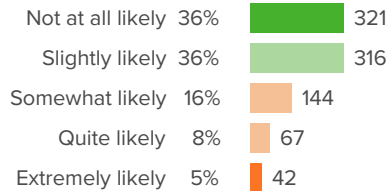
### Q.2: How often do students get into physical fights at your school?



▼ **3** from last survey

Favorable: **89%**

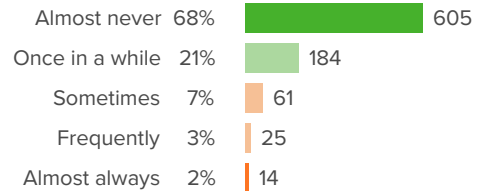
### Q.3: How likely is it that someone from your school will bully you online?



▼ **7** from last survey

Favorable: **72%**

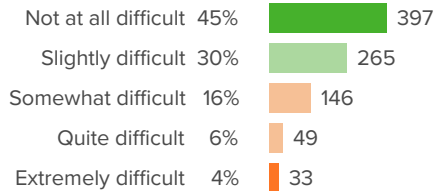
### Q.4: How often do you worry about violence at your school?



▼ **2** from last survey

Favorable: **89%**

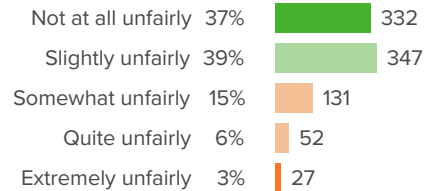
### Q.5: If a student is bullied in school, how difficult is it for him/her to get help from an adult?



▼ **6** from last survey

Favorable: **74%**

### Q.6: At your school, how unfairly do the adults treat the students?



▼ **6** from last survey

Favorable: **76%**



# Sense of Belonging

Your average

**54%**

890 responses

Change

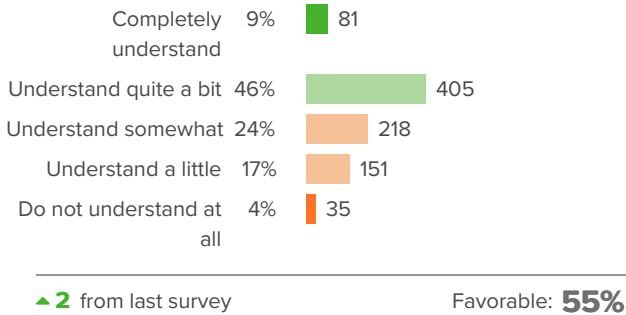
▼ **1**

since last survey

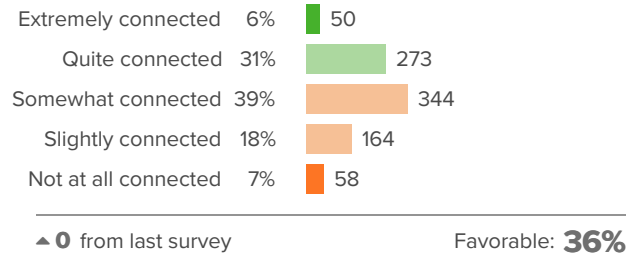
District average: **46%** Hudson City School District

## How did people respond?

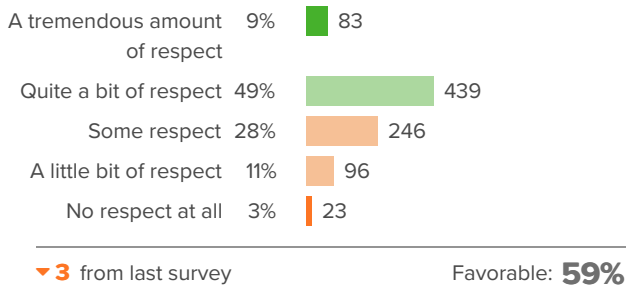
### Q.1: How well do people at your school understand you as a person?



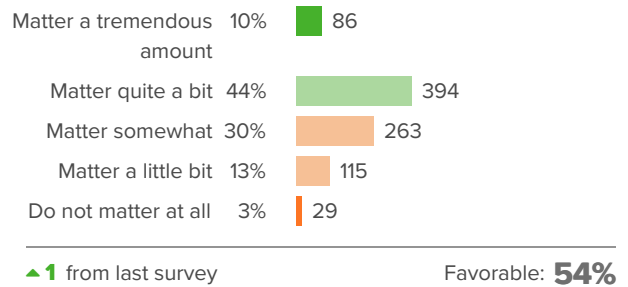
### Q.2: How connected do you feel to the adults at your school?



### Q.3: How much respect do students in your school show you?

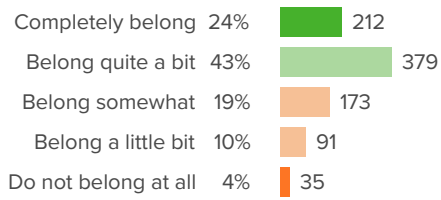


### Q.4: How much do you matter to others at this school?





**Q.5: Overall, how much do you feel like you belong at your school?**



▼ 5 from last survey

Favorable: **66%**





# Teacher-Student Relationships

Your average

**72%**

890 responses

Change

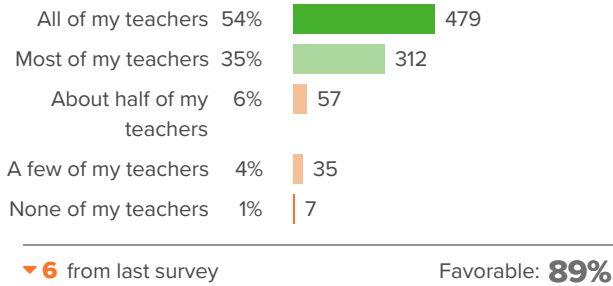
▼ **4**

since last survey

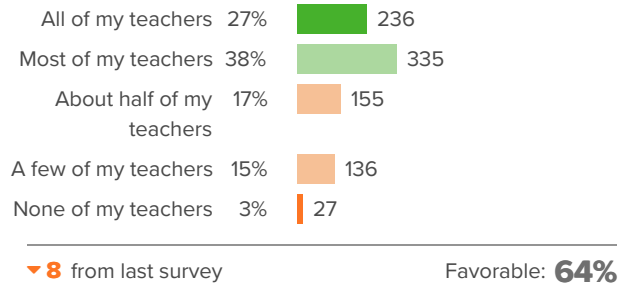
District average: **66%** Hudson City School District

## How did people respond?

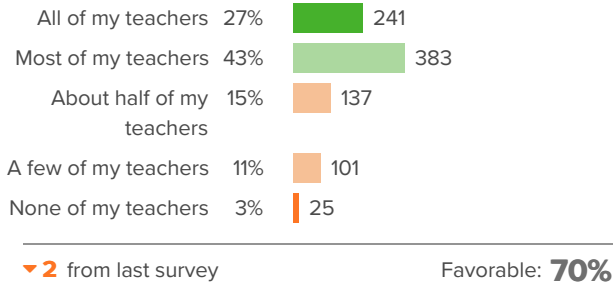
### Q.1: How many of your teachers are respectful towards you?



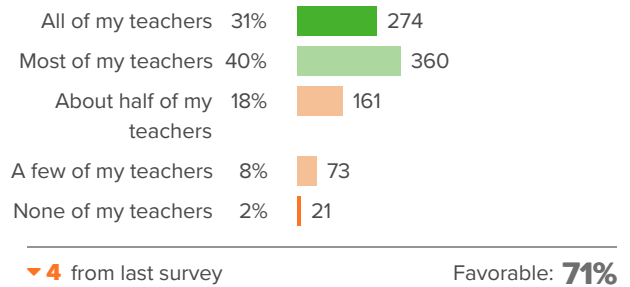
### Q.2: If you walked into class upset, how many of your teachers would be concerned?



### Q.3: If you came back to visit class three years from now, how many of your teachers would be excited to see you?

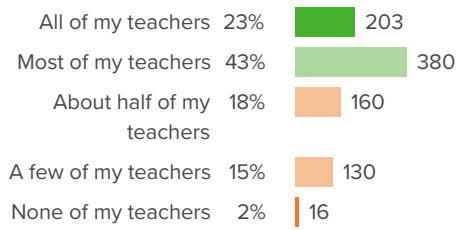


### Q.4: When your teachers ask how you are doing, how many of them are really interested in your answer?





**Q.5: How many of your teachers would you be excited to have again in the future?**



▼ 2 from last survey

Favorable: **66%**