



Hudson City School District




Grades 3-5
Spring 2023 Student Survey



Report created by
Panorama Education



Summary

Topic Description	Results	Benchmark
<p>School Safety</p> <p>Perceptions of student physical and psychological safety at school.</p>	<p>75%</p> <p>▼1 since last survey</p>	 <p>80th - 99th percentile compared to others nationally</p>
<p>Sense of Belonging</p>	<p>69%</p> <p>▼2 since last survey</p>	 <p>80th - 99th percentile compared to others nationally</p>
<p>Teacher-Student Relationships</p> <p>How strong the social connection is between teachers and students within and beyond the classroom.</p>	<p>81%</p> <p>▲3 since last survey</p>	 <p>80th - 99th percentile compared to others nationally</p>

912 responses



School Safety

Your average

75%

912 responses

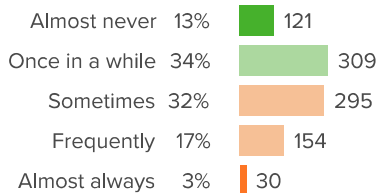
Change

▼ 1

since last survey

How did people respond?

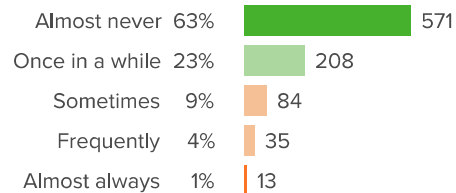
Q.1: How often are people disrespectful to others at your school?



▼ 5 from last survey

Favorable: **47%**

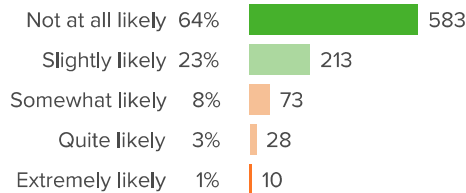
Q.2: How often do students get into physical fights at your school?



▼ 1 from last survey

Favorable: **86%**

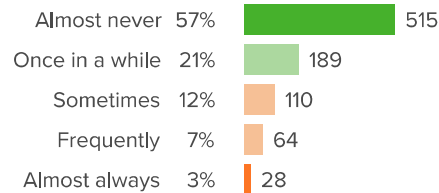
Q.3: How likely is it that someone from your school will bully you online?



▼ 2 from last survey

Favorable: **88%**

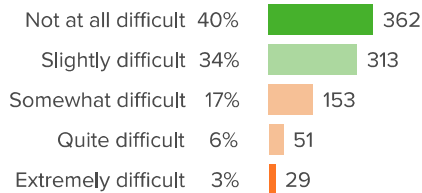
Q.4: How often do you worry about violence at your school?



▲ 1 from last survey

Favorable: **78%**

Q.5: If a student is bullied in school, how difficult is it for him/her to get help from an adult?



▲ 0 from last survey

Favorable: **74%**



Sense of Belonging

Your average

69%

912 responses

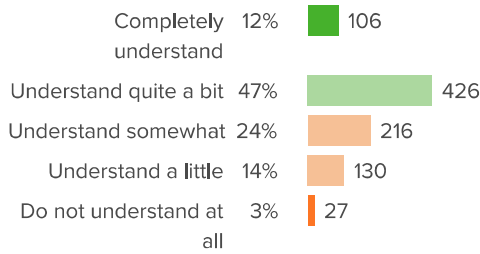
Change

▼ 2

since last survey

How did people respond?

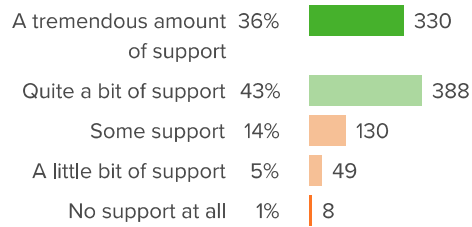
Q.1: How well do people at your school understand you as a person?



▼ 1 from last survey

Favorable: **59%**

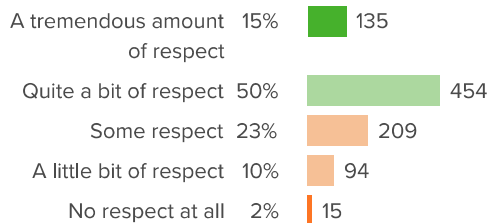
Q.2: How much support do the adults at your school give you?



▼ 1 from last survey

Favorable: **79%**

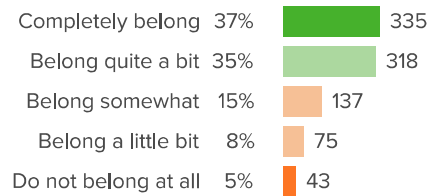
Q.3: How much respect do students at your school show you?



▼ 2 from last survey

Favorable: **65%**

Q.4: Overall, how much do you feel like you belong at your school?



▼ 3 from last survey

Favorable: **72%**



Teacher-Student Relationships

Your average

81%

912 responses

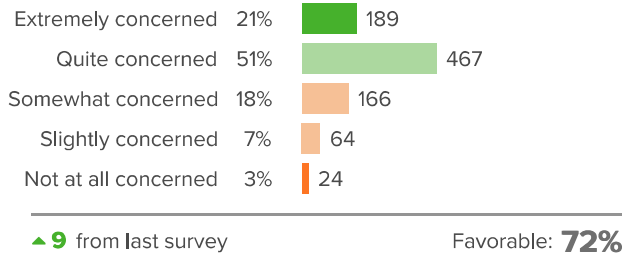
Change

▲ 3

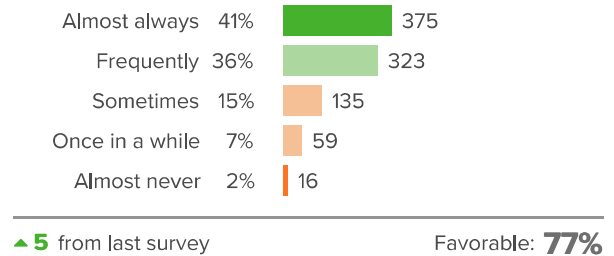
since last survey

How did people respond?

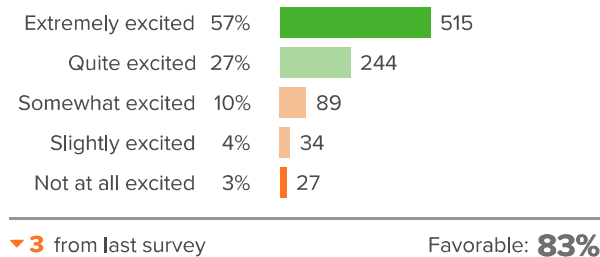
Q.1: If you walked into class upset, how concerned would your teacher be?



Q.2: When your teacher asks, "How are you?", how often do you feel that your teacher really wants to know your answer?



Q.3: How excited would you be to have your teacher again?



Q.4: How respectful is your teacher towards you?

